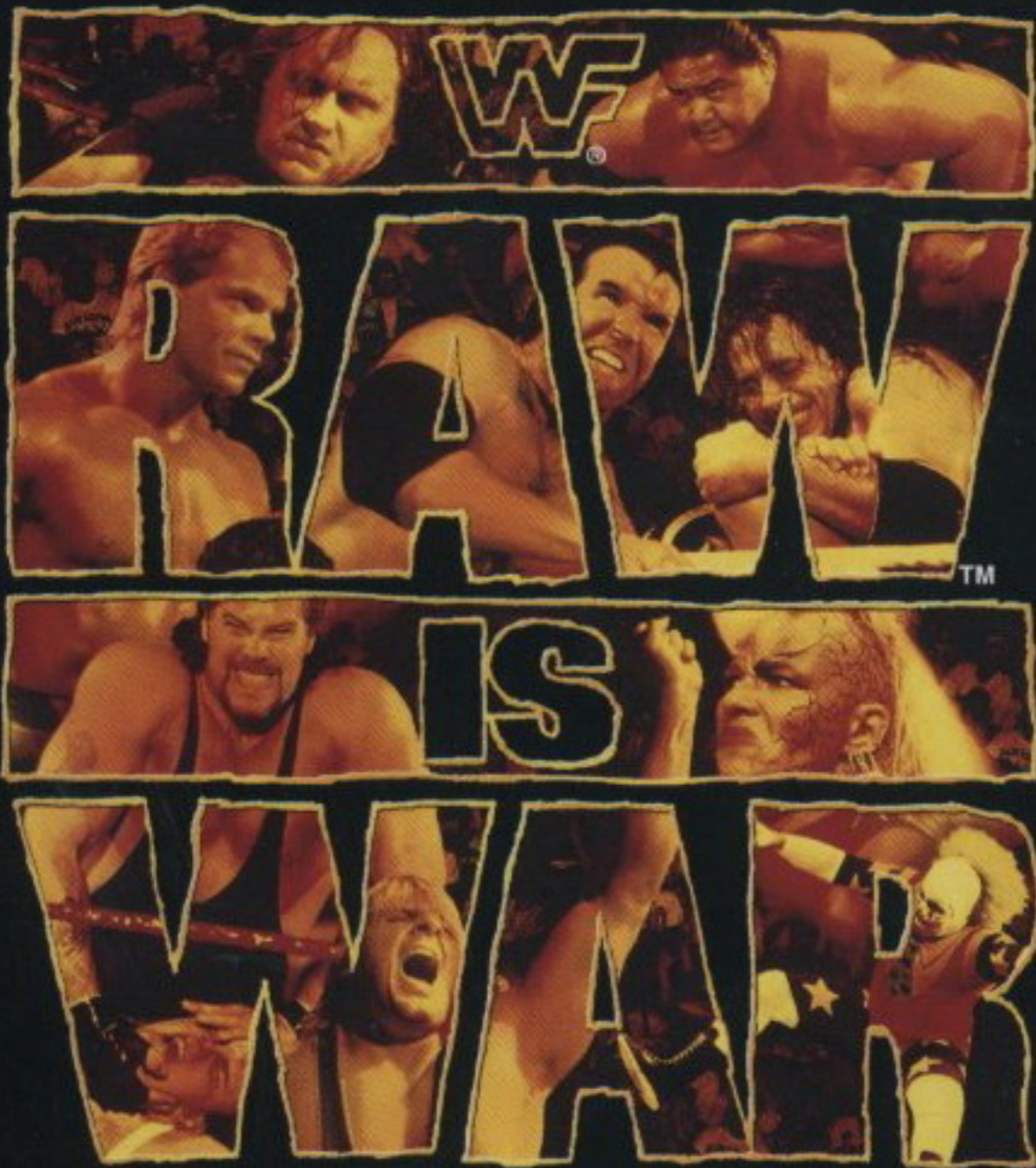


SEGA™

GAME GEAR™



The Hottest Wrestlers!
Superhuman Mega-Moves.
Only The Strong Survive!!



GENESIS GAME GEAR **Acclaim**
entertainment, inc.

SCREEN SHOTS SHOWN FROM GENESIS™ VERSION. WRESTLERS AND GAME ATTRIBUTES VARY BY FORMAT.
FOR INFORMATION ABOUT THE ESRB RATING PLEASE CONTACT THE ESRB AT 1-800-771-3772.

SEGA, GENESIS AND GAME GEAR ARE TRADEMARKS OF SEGA ENTERPRISES, LTD. ALL RIGHTS RESERVED.

MARKETED BY ACCLAIM®, DISTRIBUTED BY ACCLAIM DISTRIBUTION, INC., 71 AUDREY AVENUE, OYSTER BAY, NY, 11771

PRINTED IN JAPAN



Schwarzenegger

True Lies™

A James Cameron Film

INSTRUCTION MANUAL

Acclaim
entertainment, inc.

LICENSED BY SEGA ENTERPRISES, LTD. FOR
PLAY ON THE SEGA™ GAME GEAR™ SYSTEM.





This official seal is your assurance that this product meets the highest quality standards of SEGA™. Buy games and accessories with this seal to be sure that they are compatible with the SEGA™ GAME GEAR™ SYSTEM.

HANDLING YOUR CARTRIDGE

- This cartridge is intended exclusively for the Sega™ Game Gear™ System.
- Do not bend it, crush it, or submerge it in liquids.
- Do not leave it in direct sunlight or near a radiator or other source of heat.
- Be sure to take an occasional recess during extended play, to rest yourself and the Sega cartridge.

THIS PRODUCT HAS BEEN RATED BY THE ENTERTAINMENT SOFTWARE RATING BOARD. FOR INFORMATION ABOUT THE ESRB RATING, OR TO COMMENT ABOUT THE APPROPRIATENESS OF THE RATING, PLEASE CONTACT THE ESRB AT 1-800-771-3772.

WARNING: READ BEFORE USING YOUR SEGA VIDEO GAME SYSTEM.

A very small percentage of individuals may experience epileptic seizures when exposed to certain light patterns or flashing lights. Exposure to certain patterns or backgrounds on a television screen or while playing video games may induce an epileptic seizure in these individuals. Certain conditions may induce previously undetected epileptic symptoms even in persons who have no history of prior seizures or epilepsy. If you, or anyone in your family, has an epileptic condition, consult your physician prior to playing. If you experience any of the following symptoms while playing a video game - dizziness, altered vision, eye or muscle twitches, loss of awareness, disorientation, any involuntary movement, or convulsions - IMMEDIATELY discontinue use and consult your physician before resuming play.

CONTENTS

The Awful Truth * * * * * 3

Hit It Harry * * * * * 5

All About Harry * * * * * 6

Weapons * * * * * 7

Missions * * * * * 9

Postscript * * * * * 13



THE AWFUL TRUTH

Zade Rosenthal © Lightstorm Entertainment, Inc. 1994



Meet Harry Tasker. His wife and daughter think he's a slightly dull computer salesman, but his friend and colleague Albert "Gib" Gibson knows the truth: Harry is a top agent for Omega Sector, an ultra-secret government agency whose motto "The Last Line of Defense" spells out its mandate to prevent any terrorist threats to freedom!

Harry has the fate of a nation and the fight of a lifetime on his hands when the Crimson Jihad, a fanatic terrorist group led by the ruthless Abu Aziz, steals nuclear warheads from the former Soviet republic of Kazakhstan and threatens to detonate them on U.S. soil unless their demands are met!

Together with Gib, Harry must risk everything to prevent devastating destruction. The action is global as Harry's mission takes him from the snowy slopes of Switzerland to Washington, D.C., with deadly stops in a host of other locales that will prove unhealthy to the unwise. There's plenty of scenery, but it's no vacation!

3

Each mission is more menacing than the last, but each brings Harry closer to his goal—diffusing the warheads and disposing of Crimson Jihad hot heads! Harry is closing in on his sinister foe, but Aziz has one last trick up his sleeve—he makes it personal when he involves both Harry's wife, Helen, and their daughter, Dana. Big mistake! If Harry can rescue them from harm's way, payback is gonna be a hurtin' thing!



Zade Rosenthal © Lightstorm Entertainment, Inc. 1994

4

HIT IT, HARRY!

You are agent Harry Tasker, and it's up to you to thwart the destabilizing designs of Abu Aziz, before the Crimson Jihad rains down a nuclear nightmare! Your objective is to complete all the missions leading to the capture and destruction of the warheads, without destroying your happy home life!

GET READY

LOADING:

1. Make sure the power switch is OFF.
2. Insert the TRUE LIES™ Game Cartridge as described in your Sega™ Game Gear™ instruction manual.
3. Turn the power switch ON. When the TRUE LIES™ title screen appears, you will then be presented with 2 choices: NEW GAME and PASSWORD. Press the START BUTTON to START a new game. Press the 2 BUTTON to choose a PASSWORD.

You may wish to enter a PASSWORD, which allows you to resume gameplay from the level associated with that password. Use the D-BUTTON to highlight letters, and the 1 BUTTON to select them. To delete the previously selected letter, press the 2 BUTTON. Once you've set yourself up, you're ready to take on your enemies in earnest. Press the 1 or 2 BUTTON to begin. If the password is entered correctly, your mission will appear. Good luck, Harry!

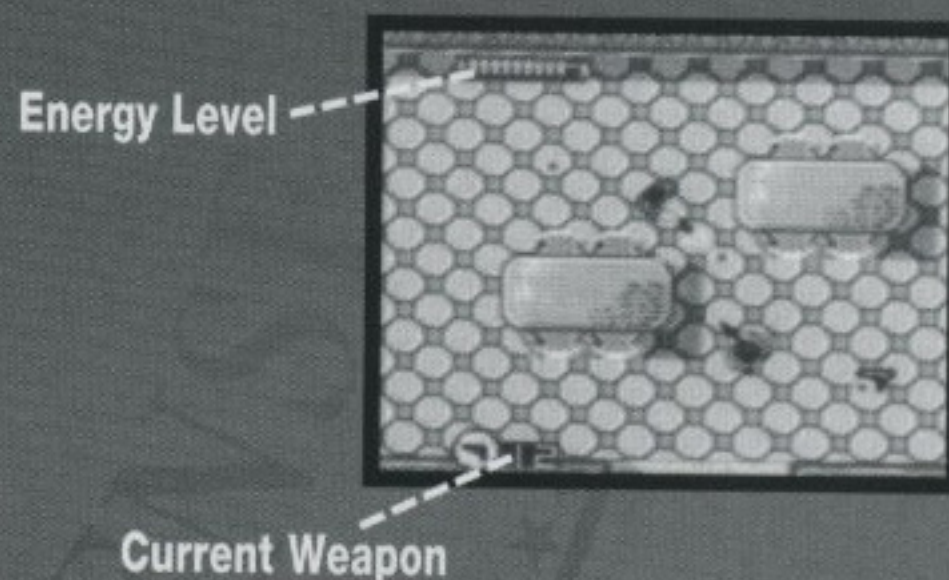
ALL ABOUT HARRY

HARRY'S MOVES



Press the 1, 2 and START BUTTONS simultaneously to PAUSE the game at any time.

ENERGY LEVEL



The energy meter displays Harry's health. When Harry takes hits, his energy suffers. If he is too badly injured, he will lose a life.

WEAPONS

Harry's current weapon appears in the bottom left corner of your screen. Ammunition for the currently selected weapon appears to the right of that weapon. Use the START BUTTON to change or cycle through the available weapons. Harry has or can collect the following weapons:

PISTOL

Harry will begin each level armed with this single shot 9mm pistol. The ever-ready clip is a source of very unfriendly fire in Harry's steady hands.

UZI

Spread a lotta lead with the Uzi machine pistol pick-up. You'll need to collect ammo clips for this baby. Hold down the 2 BUTTON for constant fire. Happy hunting, Harry!

SHOTGUN

Short range and a wide dispersion pattern makes the shotgun ideal for work that's up close and personal. Best on several thugs at a time. Pick up shells at better terrorist hang outs everywhere.



UZI AMMO
PICK UP



SHOTGUN SHELL
PICK UP

GRENADES

Grenades can blow away almost all of Harry's troubles.



Grenades are timed to explode 10 seconds after the pin is pulled (pressing the 2 BUTTON pulls the pin). Once the pin has been pulled, a timer appears above the grenade and begins counting down the time to detonation. Holding the 2 BUTTON will keep the grenade in Harry's hand while the timer counts down, allowing him to throw it at the last moment. The longer a grenade is held after the pin is pulled, the farther it will be thrown. Throwing a grenade too late (or having it bounce back) can do Harry real damage. To throw a grenade immediately, quickly press and release the 2 BUTTON.

Tip: Watch out for shrapnel!

ANTI-PERSONNEL MINE

The most powerful weapon in Harry's arsenal, mines are hamburger helper for the savage set. Dandy for dropping a dime on someone wicked. Plant mines behind you to stop approaching baddies cold, but remember that if you get too near one, your future is never!



PICK UPS

HEALTH PICK UP

Harry can restore his health considerably by walking over one of these red cross icons.



EXTRA LIFE PICK UP

Harry gets an extra chance to combat the Crimson Jihad when he collects the valuable Extra Life icon.




MISSIONS

True Lies™ consists of 6 missions. All of these must be completed for Harry to reach all the warheads and save the day.

THE CHATEAU

As the game begins, we find Harry in the Swiss mountains at the fortified chateau of Jamal Khaled, bon vivant and secret ally of Abu Aziz' Crimson Jihad. Harry's mission is to find the office where Khaled's computer is and attach a modem to it, enabling Omega Sector to retrieve vital data for future decryption. You'll need to locate the Pass Card in order to access the computer room.



Though you are at your most urbane as you calmly navigate the various rooms and hallways of the chateau, you'll have to contend with suspicious armed guards who shoot first and ask questions later! Attach the modem and get going, because you've set off an alarm which brings a host of elite guards clamoring after your head!

SLOPES


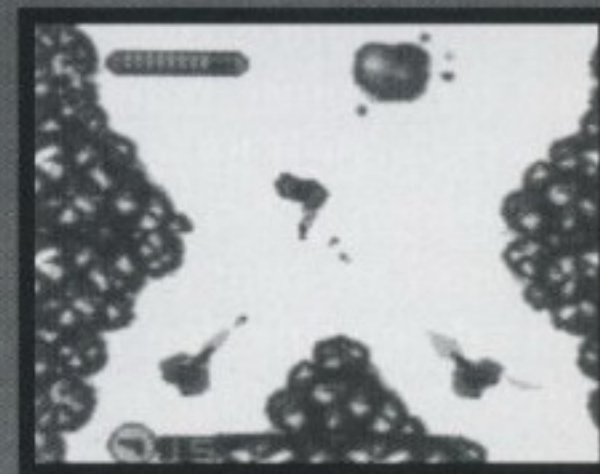
Having successfully attached the modem, it's time to flee the alpine hornet's nest as an army of angry guards give chase. You'll have to get down to Gib waiting at the bottom of the mountain before another bunch of guards reach him and Gib is captured, leaving Harry to face the wrath of the Crimson Jihad alone and the mission in disarray.

THE MALL

A prominent member of the Crimson Jihad has been sighted in a shopping mall outside of Washington, D.C. Harry must find him and bring him in—alive if it's convenient! But this crafty creep has a knack for eluding capture




Zade Rosenthal © Lightstorm Entertainment, Inc. 1994



in the multi-level labyrinth of modern retailing. Having a few dozen feisty followers armed with automatic weapons to distract Harry may have something to do with it. You'll have to be quick-footed and enterprising to track the rogue terrorist to his ignoble hiding place: the Men's Room. Along the way, you'll find the mall is jam packed with innocent shoppers. Shooting them is frowned on by Omega Sector, so hold your fire if you don't have a clear shot!


THE PARK

Trees hide treachery as Harry continues on the trail of the Crimson Jihad ringleader! The park is packed with hedges and gates that Harry must manage to find his way through if he is to succeed in his mission. A bevy of blood thirsty bad guys are bent on stopping him from doing that, but Harry isn't easily distracted. He's determined to locate the hidden keys that open gates vital to his mission.



DOCK

A shipment of weapons destined for the Crimson Jihad has arrived down at the docks. They mustn't fall into enemy hands! Wharf and warehouse both teem with terrorists scurrying to unload crates of advanced weaponry that could give the




Crimson Jihad a decisive edge in the days to come. Destroying the crates is the only solution, and it's no easy task. Naturally, the

joint is jumping with jackanapes who'd love to make Harry a canapé! Judicious use of limited grenades will ensure that both weapons and terrorists alike do not survive to plague him.

OFFICE PARTY

Harry now faces his most chilling challenge: Aziz himself has Harry's daughter, Dana! Holed up in a city office building, Aziz and the last of his faithful Crimson Jihad followers are prepared for a fight to the end. The building is littered with hidden terrorists, making Harry's desperate search for Aziz and his daughter all the more frustrating and dangerous! Harry is beside himself with worry, but even in this extreme situation his mind is cool and collected. He dispatches one fiend after another, though his foes fight with the determination of the doomed! With all Harry's battling skills tested to the limit, he still faces the vital task of locating his plucky daughter and rescuing her from Aziz. But where the heck are they? It's a high-rise climax in the clouds as Aziz battles back in a last ditch attempt to get Harry out of his hair once and for all!



POSTSCRIPT

Congratulations—You did it! Through all the tricks and turns, you kept your cool and used your head and warrior's heart to overcome a foe that few others could find, let alone vanquish. Maybe you're not so dull after all, Harry.



Zade Rosenthal © Lightstorm Entertainment, Inc. 1994

ACCLAIM® LIMITED WARRANTY

Acclaim Entertainment, Inc. (Acclaim) warrants to the original purchaser only of this Acclaim® software product that the medium on which this computer program is recorded is free from defects in materials and workmanship for a period of ninety (90) days from the date of purchase. This Acclaim® software program is sold "as is," without express or implied warranty of any kind, and Acclaim® is not liable for any losses or damages of any kind resulting from use of this program. Acclaim® agrees for a period of ninety (90) days to either repair or replace, at its option, free of charge, any Acclaim® software product, postage paid with proof of date of purchase, at its Factory Service Center. Replacement of the cartridge, free of charge to the original purchaser (except for the cost of returning the cartridge) is the full extent of our liability.

This warranty is not applicable to normal wear and tear. This warranty shall not be applicable and shall be void if defect in the Acclaim® software product has arisen through abuse, unreasonable use, mistreatment or neglect. THIS WARRANTY IS IN LIEU OF ALL OTHER WARRANTIES AND NO OTHER REPRESENTATIONS OR CLAIMS OF ANY NATURE SHALL BE BINDING ON OR OBLIGATE ACCLAIM®. ANY IMPLIED WARRANTIES APPLICABLE TO THIS SOFTWARE PRODUCT INCLUDING WARRANTIES OF MERCHANTABILITY AND FITNESS FOR A PARTICULAR PURPOSE, ARE LIMITED TO THE NINETY (90) DAY PERIOD DESCRIBED ABOVE. IN NO EVENT WILL ACCLAIM® BE LIABLE FOR ANY SPECIAL, INCIDENTAL OR CONSEQUENTIAL DAMAGES RESULTING FROM POSSESSION, USE OR MALFUNCTION OF THIS ACCLAIM® ENTERTAINMENT SOFTWARE PRODUCT.

Some states do not allow limitations as to how long an implied warranty lasts and/or exclusions or limitations of incidental or consequential damages so the above limitations and/or exclusions of liability may not apply to you. This warranty gives you specific rights, and you may also have other rights which vary from state to state.

This warranty shall not be applicable to the extent that any provision of this warranty is prohibited by any federal, state or municipal law which cannot be pre-empted.

Repairs / Service After Expiration of Warranty - If your cartridge requires repair after expiration of the 90-day Limited Warranty Period, you may contact the Consumer Service Department at the number listed below. You will be advised of the estimated cost of repair and the shipping instructions.

Acclaim® Hotline/Consumer Service Dept. (516) 624-9300

Marketed by Acclaim®. Distributed by Acclaim Distribution, Inc.
71 Audrey Avenue, Oyster Bay, New York 11771

TRUE LIES™ TM & © 1995 Lightstorm Entertainment, Inc. Computer Software © 1995 Acclaim Entertainment, Inc. Programmed by Beam Software Pty. Ltd. Acclaim is a registered trademark of Acclaim Entertainment, Inc. © Acclaim Entertainment, Inc. All rights reserved.

®World Wrestling Federation and its logos are registered trademarks of TitanSports, Inc. All distinctive character names and likenesses are trademarks of TitanSports, Inc. © 1994 TitanSports, Inc. All rights reserved. Licensed through Leisure Concepts, Inc.® Acclaim is a division of Acclaim Entertainment, Inc. ® & © 1995 Acclaim Entertainment, Inc. All Rights Reserved.

Patents: U.S. Nos 4,442,486/4,454,594/4,462,076; Europe No. 80244; Canada No. 1,183,276; Hong Kong No. 88-4302; Singapore No. 88-155.