



US00D379813S

United States Patent [19]

Funayama et al.

[11] Patent Number: Des. 379,813

[45] Date of Patent: **Jun. 10, 1997

[54] AMPLIFIER FOR HI-FI

[75] Inventors: **Toru Funayama; Atsushi Kitahara; Kan Fukuda; Toru Yamamoto**, all of Tokyo, Japan

[73] Assignees: **Sega Enterprises, Ltd.; Nippon Columbia Co., Ltd.**, both of Tokyo, Japan

[**] Term: **14 Years**

[21] Appl. No.: **38,007**

[22] Filed: **Apr. 26, 1995**

[30] Foreign Application Priority Data

Oct. 27, 1994 [JP] Japan 6-32740

[51] LOC (6) Cl. **14-03**

[52] U.S. Cl. **D14/188**

[58] Field of Search D14/107, 124, D14/137, 156-157, 168-169, 188-198, 265, 299; 455/344, 347, 350, 351

[56] References Cited

U.S. PATENT DOCUMENTS

D. 292,924	11/1987	Yosida	D14/157
D. 315,554	3/1991	Hill	D14/107
D. 316,716	5/1991	Nagata	D14/188
D. 321,689	11/1991	Yamakawa	D14/188

OTHER PUBLICATIONS

Rotel 900 Series including integrated amplifiers RA960BX and RA980BX appearing in Taiwanese magazine "Audio Art" vol. 56 issued on Apr. 25, 1993.

Restek Radiant appearing in Taiwanese magazine "Audio Art" vol. 62 issued Oct. 25, 1993.

Hi-Fi and Hi-Vi Monthly 214, Apr. 1994 "Artec France" Artp-30.

Hi-Vi 89, 1994 (Denon PMA-S1, Pioneer A-09, Marantz PM-15, etc.).

Primary Examiner—Sandra L. Morris

Assistant Examiner—Nanda Bondade

Attorney, Agent, or Firm—Michael N. Meller

[57] CLAIM

The ornamental design for an amplifier for Hi-Fi, as shown and described.

DESCRIPTION

FIG. 1 is a front view of an amplifier for Hi-Fi showing our new design;

FIG. 2 is a rear view thereof;

FIG. 3 is a top view thereof;

FIG. 4 is a bottom view thereof;

FIG. 5 is a right side view thereof;

FIG. 6 is a left side view thereof; and,

FIG. 7 is a perspective view thereof.

1 Claim, 4 Drawing Sheets

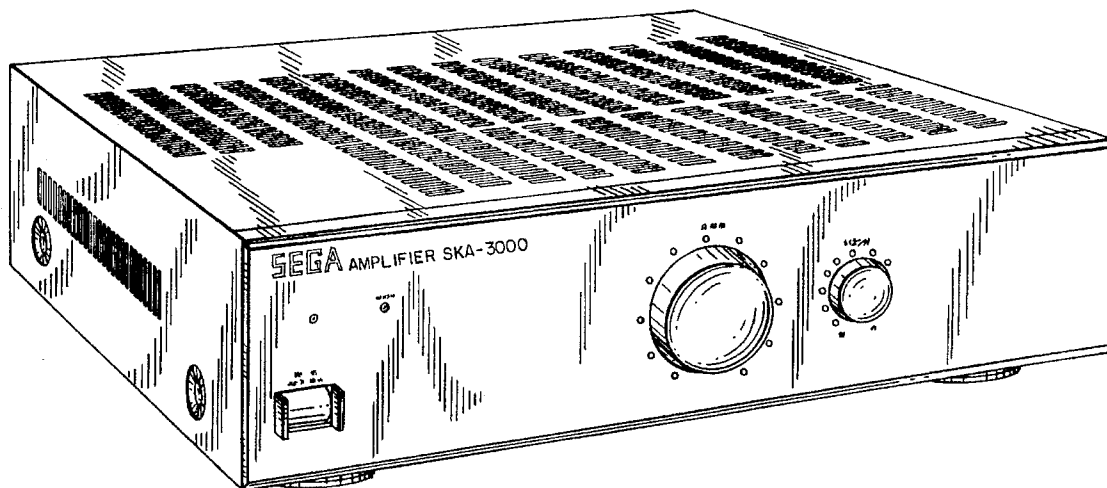


FIG. 1

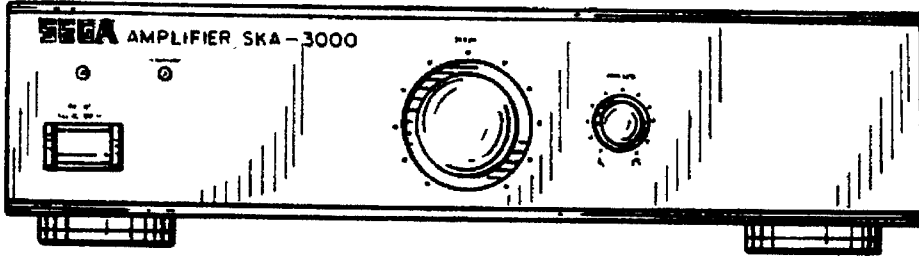


FIG. 2

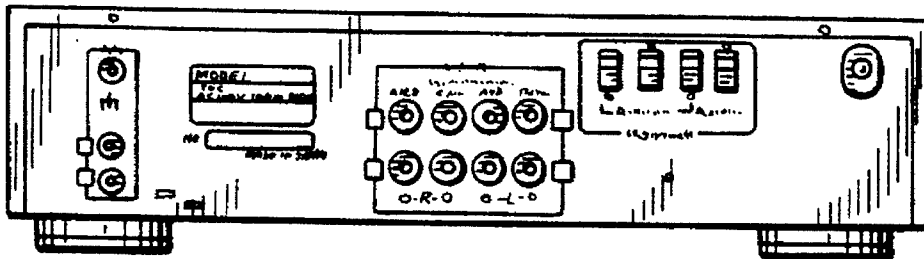


FIG. 3

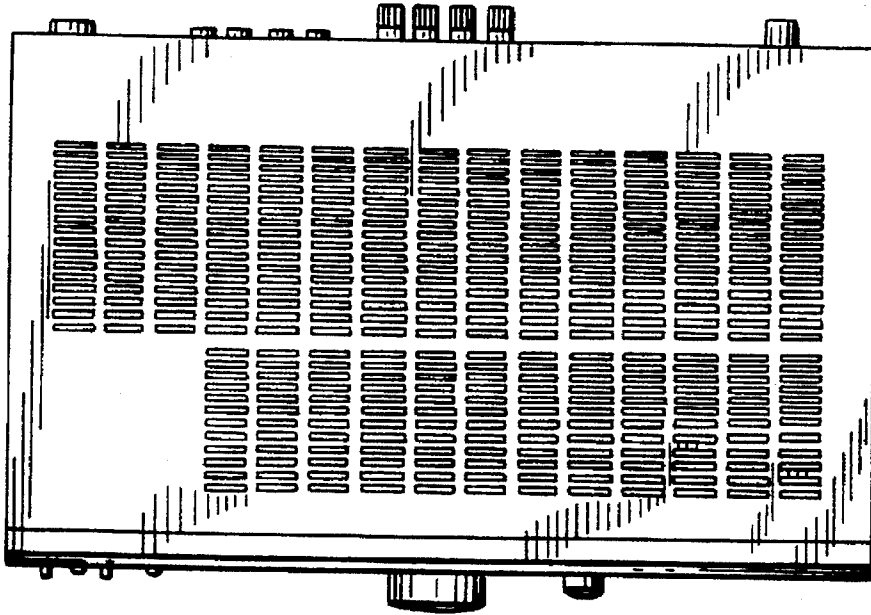


FIG. 5

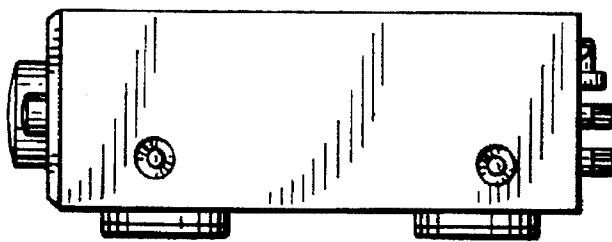


FIG. 4

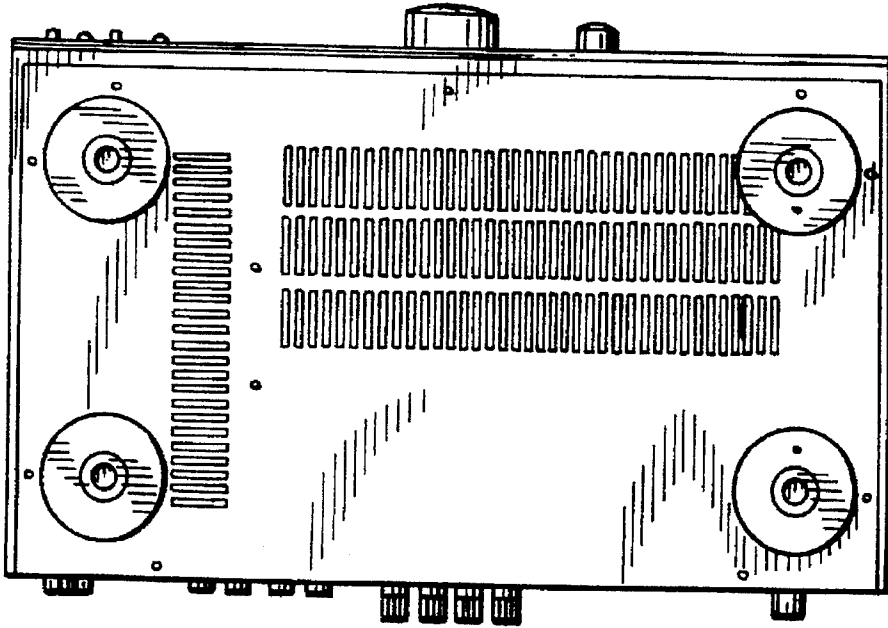


FIG. 6

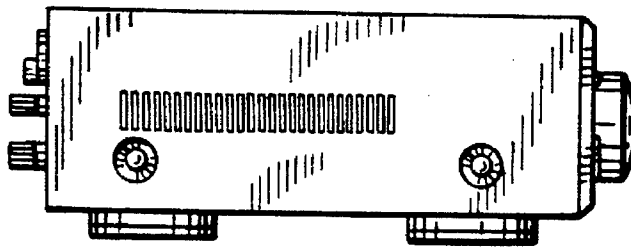


FIG. 7

