

Abbaye
des
morts



Manual

L'Abbaye des morts

History erases its traces with forcefulness. Brave ones who fought for an ideal, crimes unjustifiable in the name of the faith ... everything disappears with the passage of the years.

But fate is capricious and allows things, such as placing two game developers in the remote Montségur to learn about the Cathars, just when they start to start a small project.

In the most casual way, beliefs and horrors of centuries ago are linked to technologies and games of decades ago, and people like you, who today decide to enter the darkness ...



L'Abbaye des morts AD is based on L'Abbaye des morts
released for PC in MAX.

INDEX

Story.....	IV-V
Game modes.....	VI-VII
How to play.....	VIII-X
Enemies.....	XI-XII
Items.....	XIII
Credits.....	XIV-XV

Story

Engrossed in his thoughts, the bell clapper wake Jane Raymond up and return him to his grim reality. From a long time he has been running away, escaping from the crusaders all over Languedoc, a region situated in France.

The church wanted to hunt them down, the Cathars, monks who used to preach about the Jesus and his vow of poverty and life itself without material goods.

It was anything from this world and he knew it, he could feel it. This fear came from within himself, his soul was shrinking because he could feel that this evil was growing inside these walls.

Another reality was awakening.

Game Modes

To be honest, what we call "game mode" actually means that you will be able to play all the versions of L'Abbaye des Morts (Megadrive, C64, Game Boy, MSX, VGA, PCW even the original version for the ZX Spectrum) and compare each other???

Every one of them with their own colors palette like in the original platform and all of it in your Mega Drive/Genesis!

In all of these version you will be able to play two different levels of difficulty: NORMAL and HARD. In the hard mode you will start the game with less hearts to complete the game. We encourage you to try every version of the game. You will find many surprises and changes among them.

It's Told that if you purify your soul completing the game in hardes mode, a new adventure should begin.



MEGADRIVE

Dani Nevada
@DanySnowyman




NORMAL

@Cocomalito
Música:
@Gryzor87




MSX

Gerardo Herce
@pipagerardo



Gameboy

Felipe Monge
@vakapp




PCW

Felipe Monge
@vakapp



PC CGA

Felipe Monge
@vakapp

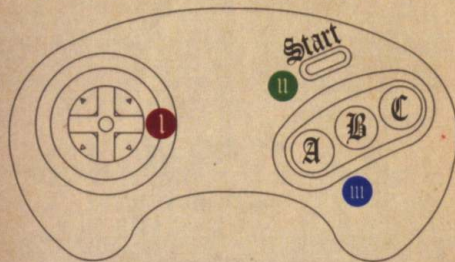


COMMODORE 64

Igor Errazkin
@Errazking
Música/FX
Manuel Gómez
"Barón Ashler"



How to Play



I) D-Pad: To move Iean in the pressed direction. To crouch down.

II) START: Pause the game. To select in the main menu.

III) A, B, C: Jump. To select in the every game menu.

Do not worry if you do not know how to play yet. We are going to explain you here how to play.

Firstly, avoid any contact with the enemy. This game is really hard and if they touch Iean you will lose a life.

Your mission in this game is to find what it is inside the walls of this old abbey. For that you must find the 12 crosses and open the doors. During the game you will find some clues in the form of scrolls. We recommend you to read them carefully.

The game is compatible with both Mega Drive/Genesis Gamepads (3 and 6 buttons).

Enemies

These are the enemies you will find during the game. These enemies will kill you with a simple touch. Avoid getting kill by jumping over them or whatever it takes to don't get hit:



Crusaders: They will try to kill you at any cost. They will no rest until they have hunt you down.



Flying Skulls: Annoying skulls with wings. They will kill you trying to protect their territory.



Giant Rats: Unstoppable big rats who will try to eat you.



Spiders: They just look like regular spiders, but their poison is lethal.



Skeletons: They were humans once, but an old and evil spell make them walk after their death protecting the walls of the abbey and its secret. They will use knives and bows as weapons.



The Boogeyman: A tormented soul who feed on your fears. He will try to corner you and kill you.



The Death: There is less to say about this creature. It will try to bring you to the other side. If its Grim Reaper touch you are dead.



Piranhas: Horrible and vicious fish who jump out the water and will tear your skin.



Pestilent Beast : A fearsome dragon avoiding anyone to pass through. (who will avoid you pass through). These creature has been there for a long time, no one knows exactly when it appear for the first time. Its fire will burn and reduce you until ashes.



Aberration: Time ago they were sorcerers who went too far with their spells and now they have become aberrations made of bugs losing every dawning of humanity.



Plants: The Evil grows from the ground infecting many plants. They are trying to spread and throwing their evil seeds, if they touch you they will kill you.



Demons: Satan's servers. They will try to condemn your soul. They won't have any mercy because no one have it with them while they were still alive.



Hanged Men: Hanged corpses who were executed by their own brothers for renouncing their faith and their God.



Gargoyles: The Evil emanate from the stone too. Traps made by the demons to kill with ball of fires everyone who dare trying to pass through them.



Satan: It's one of his many names and he is the real danger who lives among these walls since the beginning of the days. He will try to condemn your soul to suffer countless tortures until the end of the days.

Items

Now it is time to discover which items you will find during this dangerous adventure. As you know, you will face many dangers but you will be also able to find some help:



Crosses: You must find 12 crosses to finish the game.



Inverted Crosses: These crosses are cursed and you cannot take them until you break this curse.



Bell: You must touch them to continue with the adventure.



Pulls: Use to open the closed doors.



Crosses Switch: It changes your faith



Scrolls: Elder texts who will give you some clues to continue the adventure.



Hearts: Add a life to your life bar.



Holy Grail: With it you will defeat Satan and all of his servants.



Stone mechanism: Active it to save the game. If you lose a life you will start the game wherever you activated the last one.

Cautions

Please pay attention to this advices in order to maintain your cartridge in a good condition:

- Do not wet the cartridge.
- Do not bend it.
- Do not hit it.
- Do not expose to the sunlight directly.
- Do not damage or scratch it.
- Do not expose it to any acids or corrosive substances.
- If it get wet dry it with a towel before use it again
- After using it please put it in its case back.

Before misusing this cartridge read carefully this manual.

Credits

This Project is a reality thanks to this persons:

Original game by

Juan A. Becerra, @Locomalito
Javier García, @Gryzor87

Code

Mun @MoonWatcherMD

MSX skin

Gerardo Herce @pipagerardo

Gameboy, PCW and CGA skins

Felipe Monge, @vakapp

Megadrive Skin

Dani Nevado, @DanySnowyman

Música y FX

DaRkHoRace, @oongamoonga

C64 Skin

Igor Errazkin, @Errazking

Music and SFX C64

Manuel Gómez, 'Barón Ashler'

Cover, design and layout
Felipe Monge @vakapp

Cover and "Fabularium" illustrations
MasterKlown, @Urza2

Instruction manual

Alfonso Martínez @_SrPresley_

English Booklet translation

José Antonio Vela-Barca, "sevenator"

French Booklet translation

Côté Gamers, www.cotegamers.com

Testers

Alfonso Martínez @_SrPresley_
Rubén Vaquer @CitoAdol3
Jimi @CodoMegadrive

SGDK dev. kit

Stef, @MegadriveDev

Special thanks to:

José Zanni, @josepzin
David Lara, @nevat

Godfather of this release

Leander, @leanderpixel



POK002