
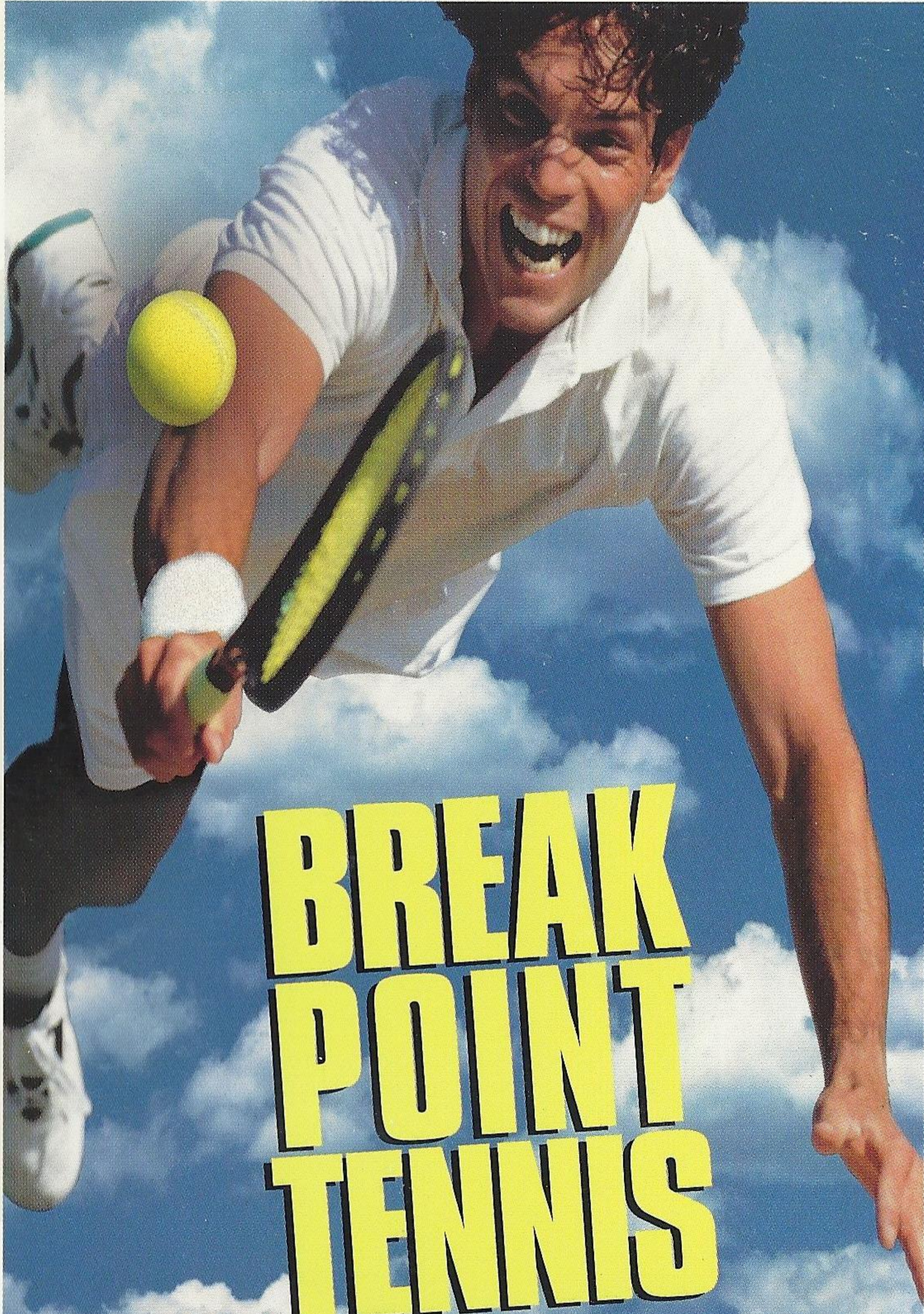


SEGA™

ocean™



SEGA SATURN™



BREAK POINT TENNIS



LICENSED BY SEGA ENTERPRISES, LTD.
FOR PLAY ON THE SEGA SATURN™ SYSTEM



T-8145H



This official seal is your assurance that this product meets the highest quality standards of SEGA™. Buy games and accessories with this seal to be sure that they are compatible with the SEGA SATURN™ SYSTEM.

HANDLING YOUR SATURN DISC

- The Sega Saturn disc is intended for use exclusively with the Sega Saturn™ system.
- Do not bend it, crush it, or submerge it in liquids.
- Do not leave it in direct sunlight or near a radiator or other source of heat.
- Be sure to take an occasional recess during extended play, to rest yourself and the Sega Saturn compact disc.
- Keep your Sega Saturn compact disc clean. Always hold by the edges and keep it in its case when not in use. Clean with a lint-free, soft dry cloth – wiping in straight lines from center to edge. Never use solvents or abrasive cleaners.

WARNING TO OWNERS OF PROJECTION TELEVISIONS: Still pictures or images may cause permanent picture-tube damage or mark the phosphor of the CRT. Avoid repeated or extended use of video games on large-screen projection televisions.

This product has been rated by the Entertainment Software Rating Board. For information about the ESRB rating, or to comment about the appropriateness of the rating, please contact the ESRB at 1-800-771-3772.

WARNING: READ BEFORE USING YOUR SEGA™ VIDEO GAME SYSTEM.


A very small percentage of individuals may experience epileptic seizures when exposed to certain light patterns or flashing lights. Exposure to certain patterns or backgrounds on a television screen or while playing video games may induce an epileptic seizure in these individuals. Certain conditions may induce previously undetected epileptic symptoms even in persons who have no history of prior seizures or epilepsy. If you, or anyone in your family, has an epileptic condition, consult your physician prior to playing. If you experience any of the following symptoms while playing a video game- dizziness, altered vision, eye or muscle twitches, loss of awareness, disorientation, any involuntary movement, or convulsions- IMMEDIATELY discontinue use and consult your physician before resuming play.

CONTENTS

Starting Up.....	2
Control Overview.....	2
Control Method.....	4
Menu Screens.....	5
Getting Started.....	6
Match Styles.....	7
Players.....	10-12

STARTING UP

1. Set up your Sega Saturn™ system as described in its instruction manual. Plug in the Control Pad(s).
2. Place the Break Point Tennis disc, label side up, in the well of the CD tray and close the lid.
3. Turn on the TV or monitor and the Sega Saturn™. The Sega Saturn™ logo appears on screen. (If nothing happens, turn the system off and make sure it is set up correctly before turning it on again.)



Important: Your Sega Saturn™ CD contains a security code that allows the disc to be read. Be sure to keep the disc clean and handle it carefully. If your Sega Saturn™ system has trouble reading the disc, remove the disc and wipe it carefully, starting from the center of the disc and wiping straight out toward the edge.

CONTROL OVERVIEW

Menu Controls:

BUTTON

ACTION

Direction Pad

Highlight an option

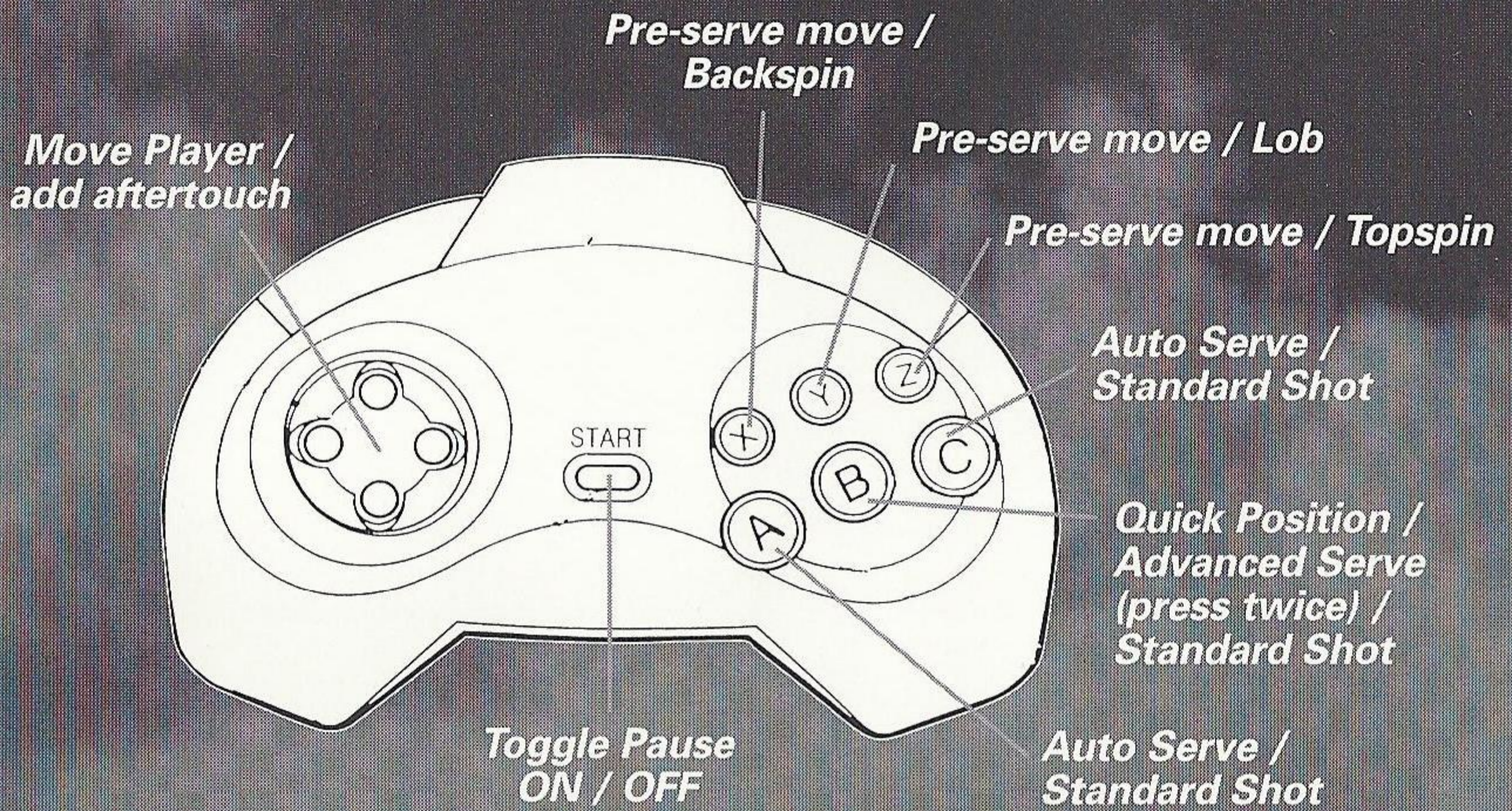
A or C

Select an option

B

Return to previous screen

During Play



Views

BUTTON

ACTION

DURING PLAY:

Both L and R

Change View

MANUAL ACTION REPLAYS ONLY:

C

Toggle Slow Motion ON / OFF

L or R

Alter Camera View

A

Freeze frame

B

Advance frame by frame
(in freeze frame mode only)

START

End Action replay

CONTROL METHOD

Preparing To Serve:

The players will walk to their starting positions on the court. To perform a QUICK POSITION press the B button.

To animate your player while waiting to receive or serve press X, Y or Z.

To bounce the ball prior to serve press X, Y or Z.

Serving:

An Automatic Serve is carried out by pressing the A or C button

Advanced Serves are carried out using the B button in the following way:

Press once to toss the ball.

Press again (when the ball peaks) to swing the racket.

With an Advanced Serve, the player has the advantage of being able to apply AFTERTOUCHE. To do this:

Press Left or Right on the D-Pad (after tossing the ball into the air) to swerve the ball left or right.

Press Up or Down on the D-Pad to increase or decrease (depending upon which side of the net you are standing) the power of the shot.

Rally Shots:

AFTERTOUCHE can also be applied, in the same way, to shots taken during a rally.

In addition to the standard shot (carried out using either A, B or C), further shots can be created using X, Y or Z to apply Backspin, Lob or Topspin respectively.

Special Moves:

Diving, smashes, super smashes etc. are automatically achieved when the player is in the correct position at the right time (i.e. too far from the ball to take a standard shot).

MENU SCREENS

The Main Menu

The Main Menu is used to select a Match Style or to enter the Options Menu.

Use Up or Down on the D-Pad to highlight an option and press A or C to select it.

The Options Menu

The Options Menu is used to adjust various elements of the game.

Toggle the values beside each Option by highlighting it and pressing A or C.

Note: 'Long Play' and 'Quick Play' options refer only to Tournament play (see Tournament). Also note that the tie-break option only affects the final set. All other sets will feature tie-breaks.

The Pause Menu

During a game pressing **START** toggles Pause Mode **ON / OFF**. Pausing the game brings up the Pause Menu.

Options here may be highlighted using **Up** or **Down** on the **D-Pad** and then selected by pressing **A** or **C**.

*Note: For the Action Replay option use the **L** or **R** buttons to control the camera angles. Press the **START** button to end the Action Replay.*

GETTING STARTED

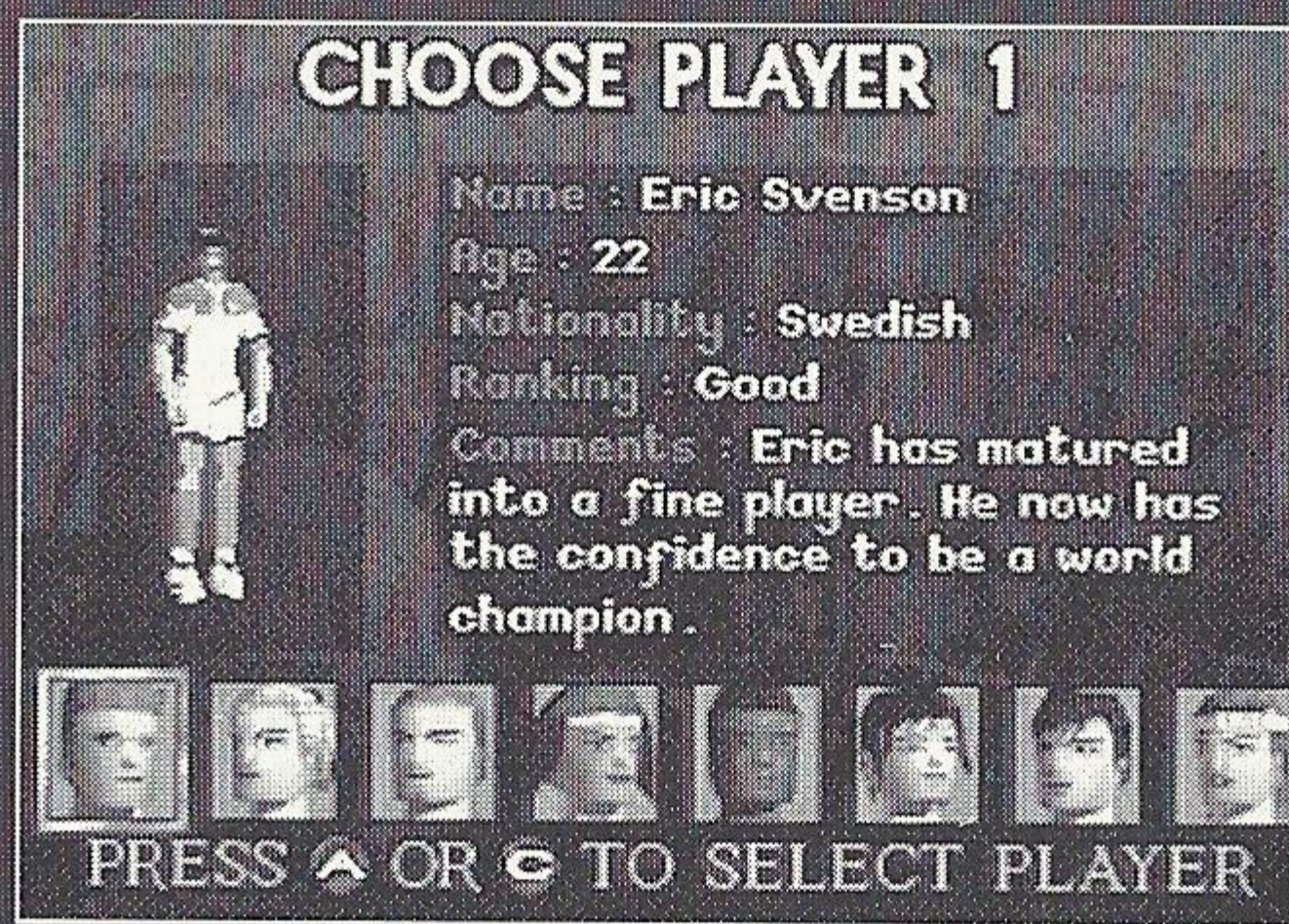
To set up a game, you must first select the Match Style (Singles, Doubles etc.), the players and a court upon which to play.

Selecting A Player

1. Highlight a player portrait by pressing **Left** or **Right** on the **D-Pad**.
2. Press **A** or **C** to select.
3. Press **B** to return to the **Main Menu**.


This applies for each stage of the selection process.

In either **Super Cup** or **Practice** mode, only one player need be selected. In a **Singles Cup** match, two players must be selected. In a **Doubles** match, four players must be selected and in **Tournament** mode, while up to eight players may be selected, a minimum of four must be chosen.



Selecting A Court

1. Cycle through the available court options by pressing Left or Right on the D-Pad.
2. Press A or C to select.
3. Press B to move back through the options.



Human or CPU?

The first player to be selected from any controller will always be under HUMAN control.

If a second player is chosen using the same controller, then it will automatically fall under CPU control.

The exception to this is in Tournament mode as all the players are HUMAN.

MATCH STYLES

Practice

The Practice match is the quickest way to just start playing Break Point as only one player need be chosen from the Player Select screen. This mode gives the player the chance to play against an opponent who will maintain a defensive game at all times.

Singles

You've allocated the number of Sets Per Match. You've chosen the players and the court is ready. It's just you versus the computer or you versus a friend.

Doubles

Up to four HUMAN players can compete with the use of a Team Player™ adapter or two HUMANS on separate controllers. Like the Singles match, Doubles offers instant action.

Selection of CPU opponents is determined by choosing the human player first then making the CPU selection from the same controller.

Super Cup

The Super Cup is a tour based series of matches for the single player. Each part of the tour begins with the player being entered into the Semi Finals and progresses through to the Final.

This option requires you to select one of the following options:

START NEW GAME

ENTER PASSWORD

To enter a password, select the option (by pressing A or C) and, on the D-Pad, press Up or Down to cycle through the digits and Left or Right to move along the line. Press A or C to enter the password. If accepted, you will begin at the stage you reached without the chance to select a player.

Otherwise...

Select the player and then move on to choose the location of the first part of the tour using the D-Pad and A or C to select.

At the start, you may only enter the first four tournaments. Winning Gold is worth two points. Winning Silver is worth one point. Only when you have won a total of SIX points will you be able to move on to the next circuit. Break Point has a total of four circuits.

Abandoning a match automatically assumes you are conceding to your opponent.

To quit a game completely, first abandon the match and then press B on the Tour Selection screen. Confirm your decision and the pressure is off.

Tournament

If only one controller is detected this option will not be available.

Up to EIGHT HUMAN controlled players may take part in the Tournament. The players then play off against one another until only one remains - the champion!

Select each player from the Player Selection screen and remember which Player you are.

After selecting a court, you will be informed who is scheduled for the first match.

The duration of each Match can be altered in the Options Menu by highlighting 'Tournament' using the D-pad and pressing either the A or C button to toggle between 'Quick Play' and 'Long Play'.

'Quick Play' refers to a short set. If no player has won after two games (i.e. the score is 1-1) then the match will be decided by a tie-break.

NOTE: Turning the tie-break option off in the Options Menu has no effect on the Tournament 'Quick Play'.

'Long Play' contains the standard number of games per set. This number can be adjusted in the Options Menu.

PLAYERS


NAME: Eric Svenson

AGE: 22

NATIONALITY: Swedish

RANKING: Good

COMMENTS: Eric has matured into a fine player. He now has the confidence to be a world champion.



NAME: Jacques Chevalier

AGE: 31

NATIONALITY: French

RANKING: The best

COMMENTS: An excellent all round player with an amazing serve.



NAME: Brandon Knight

Age: 27

NATIONALITY: American

RANKING: Very Good

COMMENTS: As an established player, Brandon has an impeccable record and is good in both singles and doubles tournaments.



NAME: Paul Williams

AGE: 19

NATIONALITY: British

RANKING: Excellent

COMMENTS: Paul has reached the Super Cup finals twice only to be beaten on both occasions by his arch rival, Jacques Chevalier. He is a natural crowd pleaser.



NAME: Kate Young

AGE: 18

NATIONALITY: British

RANKING: Good

COMMENTS: A younger player with a respectable combination of speed, power and agility. Kate has the potential to one day become the best.




NAME: Carla Minnelli

AGE: 23

NATIONALITY: Italian

RANKING: Very Good

COMMENTS: Carla has a powerful build and is difficult to beat once she gains the advantage. She holds the record for the fastest serve.



NAME: Keiko Takahashi

AGE: 21

NATIONALITY: Japanese

RANKING: Excellent

COMMENTS: Always a difficult opponent, Keiko has great style and pulls off some exceptional shots that make the game look easy.




NAME: Natalie Fischer

AGE: 28

NATIONALITY: German

RANKING: The best

COMMENTS: An all round athlete, Natalie plays with uncompromising precision. A danger to every player.



ACCLAIM® LIMITED WARRANTY

ACCLAIM warrants to the original purchaser only of this ACCLAIM software product that the medium on which this software program is recorded is free from defects in materials and workmanship for a period of ninety (90) days from the date of purchase. This ACCLAIM software program is sold "as is," without express or implied warranty of any kind, and ACCLAIM is not liable for any losses or damages of any kind resulting from use of this program. ACCLAIM agrees for a period of ninety (90) days to either repair or replace, at its option, free of charge, any ACCLAIM software product, postage paid, with proof of date of purchase, at its Factory Service Center. Replacement of the software product, free of charge to the original purchaser (except for the cost of returning the software product) is the full extent of our liability.

This warranty is not applicable to normal wear and tear. This warranty shall not be applicable and shall be void if the defect in the ACCLAIM software product has arisen through abuse, unreasonable use, mistreatment or neglect. THIS WARRANTY IS IN LIEU OF ALL OTHER WARRANTIES AND NO OTHER REPRESENTATIONS OR CLAIMS OF ANY NATURE SHALL BE BINDING ON OR OBLIGATE ACCLAIM. ANY IMPLIED WARRANTIES APPLICABLE TO THIS SOFTWARE PRODUCT, INCLUDING WARRANTIES OF MERCHANTABILITY AND FITNESS FOR A PARTICULAR PURPOSE, ARE LIMITED TO THE NINETY (90) DAY PERIOD DESCRIBED ABOVE. IN NO EVENT WILL ACCLAIM BE LIABLE FOR ANY SPECIAL, INCIDENTAL, OR CONSEQUENTIAL DAMAGES RESULTING FROM POSSESSION, USE OR MALFUNCTION OF THIS ACCLAIM SOFTWARE PRODUCT.

Some states do not allow limitations as to how long an implied warranty lasts and/or exclusions or limitations of incidental or consequential damages so the above limitations and/or exclusions of liability may not apply to you. This warranty gives you specific rights, and you may also have other rights which vary from state to state.

This warranty shall not be applicable to the extent that any provision of this warranty is prohibited by any federal, state or municipal law which cannot be pre-empted.

Repairs/Service after Expiration of Warranty- If your software product requires repair after expiration of the 90-day Limited Warranty Period, you may contact the Consumer Service Department at the number listed below. You will be advised of the estimated cost of repair and the shipping instructions.


Acclaim Hotline/Consumer Service Department (516) 759-7800

Developed by Smart Dog. Copyright © 1996 Ocean Software Ltd. Licensed to Ocean of America, Inc. Ocean is a registered trademark of Ocean Software Limited. All rights reserved. True Pinball © Digital Illusions CE AB 1996. Published under license by Ocean of America, Inc. Distributed by Acclaim Distribution, Inc. One Acclaim Plaza, Glen Cove, New York 11542-2777.

Patents: U.S. #'s 4,442,486/4,454,594/4,462,076/5,371,792; Europe # 80244; Canada #'s 1,183,276; Hong Kong # 88-4302; Singapore # 88-155; U.K. # 1,535,999.

LOOK
FOR

TRUE PINBALL



SEGA SATURN™



Sega and Sega Saturn are trademarks of SEGA ENTERPRISES, LTD. For more information on game ratings contact the ESRB at 1-800-771-3772.

Ocean is a registered trademark of Ocean Software Limited. All Rights Reserved.

Distributed by Acclaim Distribution, Inc., One Acclaim Plaza, Glen Cove, NY 11542-2777.

This game is licensed for use with the Sega Saturn™ system only. Security Program ©SEGA 1994 All Rights Reserved. Unauthorized copying, reproduction, rental, public performance or broadcast of this game is a violation of applicable laws. All rights reserved.