

SEGA™

PENNANT FEVER EDITION


ESPN®

BASEBALL TONIGHT™




WEST

CALIFORNIA	35	33	-
SEATTLE	34	35	2 1/2
TEXAS	31	38	5 1/2
OAKLAND	27	38	7 1/2




CENTRAL

ST. LOUIS	39	30	-
CHICAGO	34	33	11
PITTSBURGH	33	34	15
HOUSTON	33	36	15 1/2
CINCINNATI	33	38	18



EAST


DETROIT	43	26	-
TORONTO	33	28	1
NEW YORK	30	3	3
BALTIMORE	33	7	7
BOSTON	33	11 1/2	



ESPN®

SportsCenter®

SEGA CD GAMES



LICENSED BY SEGA ENTERPRISES, LTD. FOR PLAY ON THE SEGA CD™ SYSTEM.

Rated by V.R.C.™

GA

Appropriate for all audiences.

General Audiences

ESPN BASEBALL TONIGHT

WARNING: READ BEFORE USING YOUR SEGA VIDEO GAME SYSTEM.

A very small percentage of individuals may experience epileptic seizures when exposed to certain light patterns or flashing lights. Exposure to certain patterns or backgrounds on a television screen or while playing video games may induce an epileptic seizure in these individuals. Certain conditions may induce previously undetected epileptic symptoms even in persons who have no history of prior seizures or epilepsy. If you, or anyone in your family, has an epileptic condition, consult your physician prior to playing. If you experience any of the following symptoms while playing a video game — dizziness, altered vision, eye or muscle twitches, loss of awareness, disorientation, any involuntary movement, or convulsions — IMMEDIATELY discontinue use and consult your physician before resuming play.



ESPN Baseball Tonight™ is distributed by Sony Imagesoft, 2400 Broadway Avenue, Suite 550, Santa Monica, CA 90404. Sony is a registered trademark of Sony Corporation. Imagesoft is a trademark of Sony Electronic Publishing Company. © 1994 Sony Electronic Publishing Company. ESPN, SportsCenter and Baseball Tonight are trademarks of ESPN, Inc. All rights Reserved. Licensed in conjunction with Names International, Inc. and International Computer Group, Inc.

© 1994, Little Caesars Enterprises Inc.



This official seal is your assurance that this product meets the highest quality standards of SEGA.™ Buy games and accessories with this seal to be sure that they are compatible with the SEGA CD™ SYSTEM.

ESPN BASEBALL TONIGHT

Find your seats, ladies and gentlemen, and fasten your seat belts. We've got some great match-ups on tap this evening.

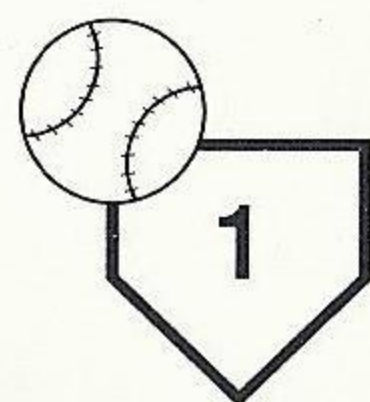

ESPN's Baseball Tonight is comin' at you.

Chris Berman here, with Dan Patrick on the commentary. And you? You're inside the stadium, on the field, in the game — right now. This is old-fashioned hardball with the big boys. Major league baseball — ESPN style!

In this a-mazing arcade-style version of our revered national pastime, you can choose any one of 28 Major League clubs, then take 'em into fan-tas-tic diamond action around the circuit. Pick the hot hand and launch a few rockets in Hotlanta... Play your heart out in San Francisco... Make some enemies in the Friendly Confines on Chicago's North Side.

Whichever team you manage it's all up to you. As your mother said when you took piano, it's "Practice, practice, practice." Show off your best in exhibition. Pull out all the stops in pennant-chasing competition. Then try to make it through the playoffs to baseball's ultimate challenge — The World Series!

But now, let's go to the action.



HANDLING YOUR SEGA CD DISC

- The Sega CD Disc is intended for use exclusively with the Sega CD™ System.
- Do not bend it, crush it, or submerge it in liquids.
- Do not leave it in direct sunlight or near a radiator or other source of heat.
- Be sure to take an occasional recess during extended play, to rest yourself and the Sega CD Disc.
- **KEEP YOUR SEGA CD DISC CLEAN.** Always hold by the edges, and keep it in its case when not in use. Clean with a lint-free, soft dry cloth — wiping in straight lines from center to edge. Never use solvents or abrasive cleaners.

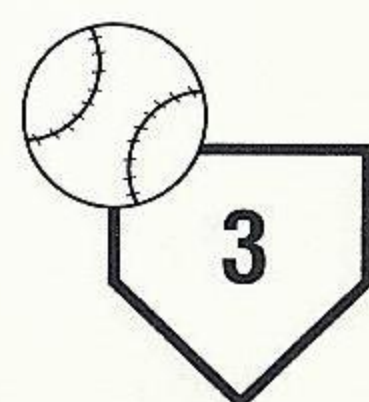
WARNING TO OWNERS OF PROJECTION TELEVISIONS:

Still pictures or images may cause permanent picture-tube damage or mark the phosphor of the CRT. Avoid repeated or extended use of video games on large-screen projection televisions.



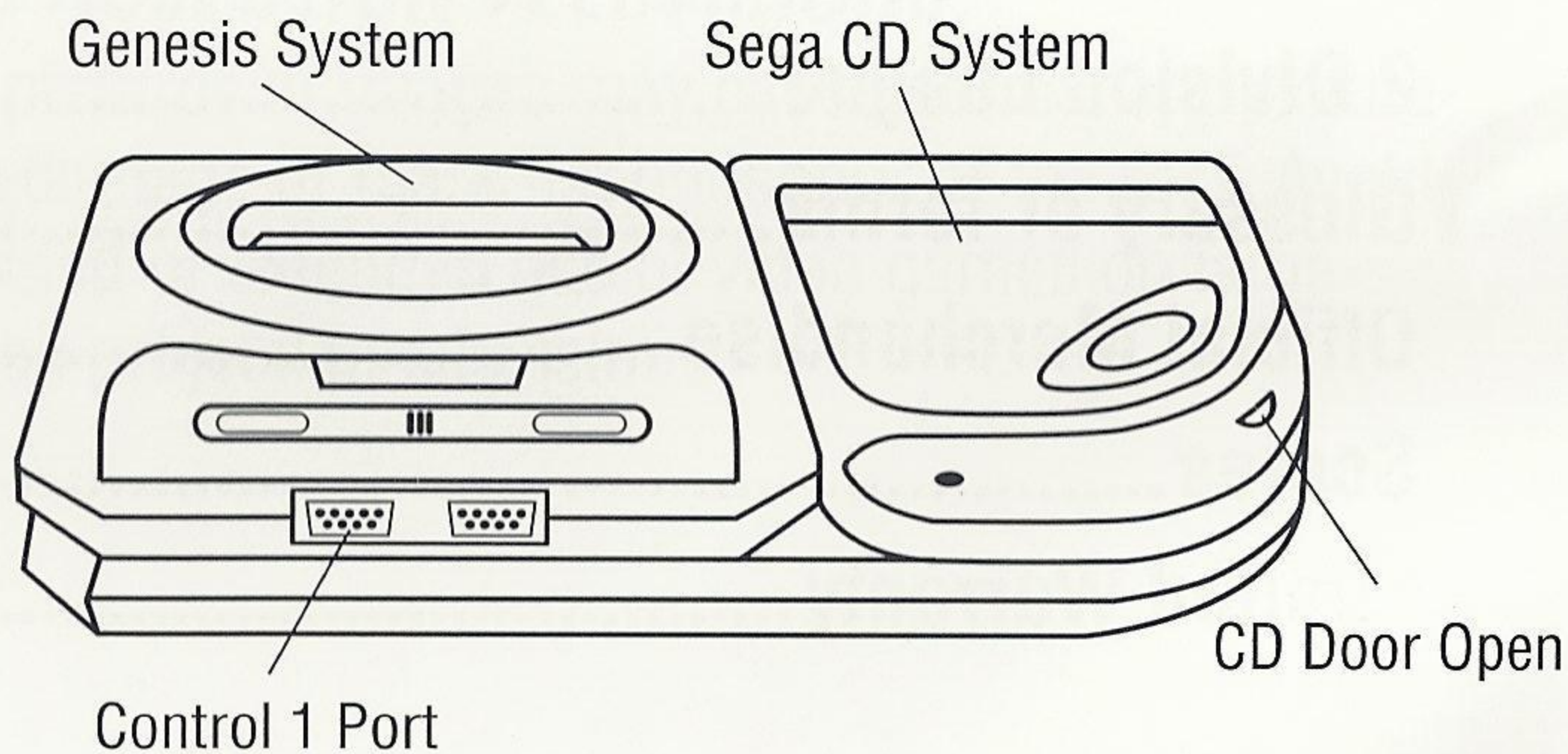
CONTENTS

Introduction	1
Handling your Sega CD Disc	2
Starting Up	4
Names of Controller Parts	5
Game Control Summary: Offense	6
Game Control Summary: Defense	7
Getting Started	10
Season Mode	13
League Select Screen	17
Selecting Your Team	18
ESPN SportsCenter Update	18
In the Game	20
Making a Player Substitution	21
3 Division League	22
2 Division League	26
Glossary of Terms	30
Official Merchandise	32
Scores	34
Limited Warranty	37



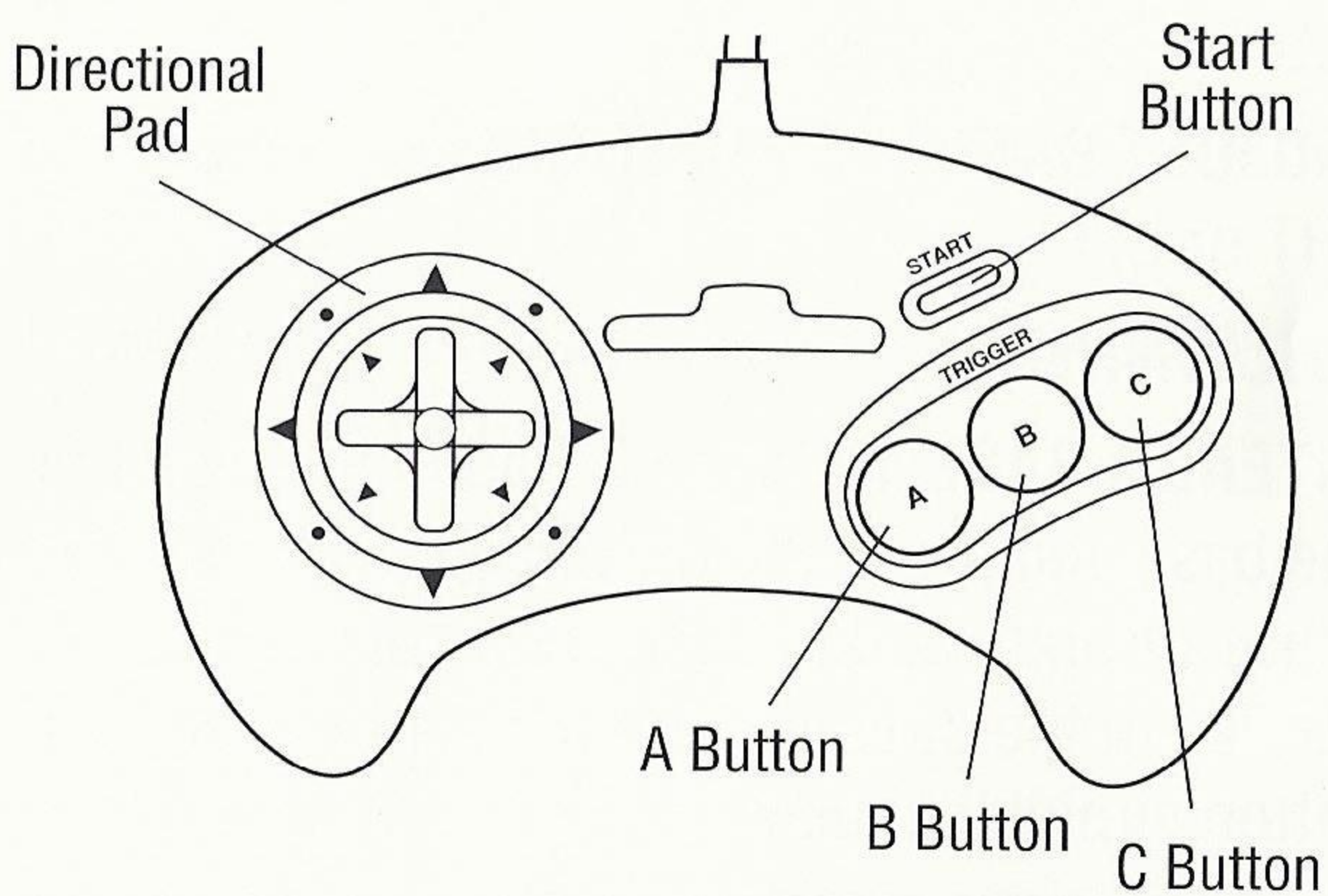
STARTING UP

1. For one-player *ESPN Baseball Tonight*, plug a Genesis Control Pad into the "Control 1" port on your Sega Genesis. Plug a second Control Pad into the "Control 2" port for two-player *ESPN Baseball Tonight*.
2. Make sure that there's no game cartridge in your Sega Genesis System and follow all Sega CD System directions to activate your Sega CD System.
3. If your system is already on, follow Sega CD System directions to open the Sega CD drive. Carefully place your *ESPN Baseball Tonight* CD game disc in the Sega CD System with the label side facing up. Close the CD door.
4. If your Sega Genesis System is turned off, place the *ESPN Baseball Tonight* CD game disc in the CD System with the label facing up, close the door, and turn on your Sega Genesis System.
5. At the OPTIONS screen, you may select to have music and sound on or off. You must specify the number of Control Pads you have connected to the system. After making your selections, highlight EXIT and press the START button.

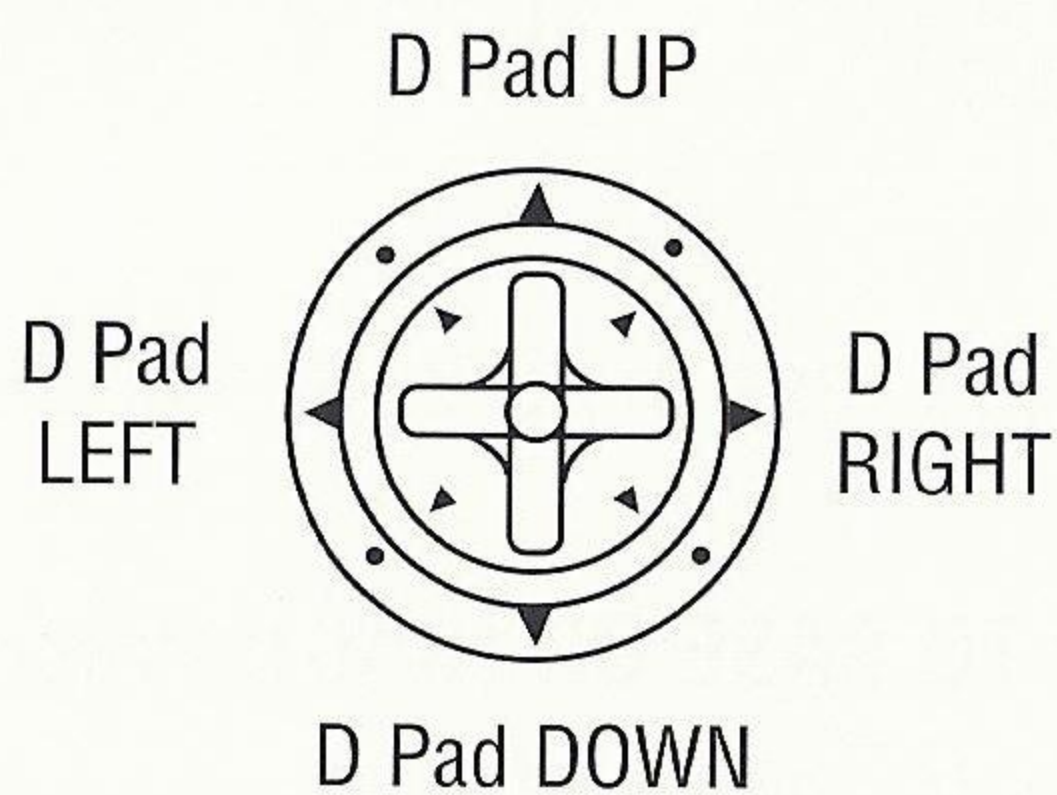


NAMES OF CONTROL PAD PARTS

Control Pad



Directional Pad



GAME CONTROL SUMMARY: OFFENSE

HITTING

TO SWING: Press the A Button. To swing high or low, hold the D Pad UP or Down while pressing the A Button.

TO BUNT: Press the B Button.

TO ADJUST BATTER'S POSITION: Press the D Pad RIGHT or LEFT.

BASE RUNNING

TO STEAL A BASE: Hold the D Pad in the direction of the base and press the C Button. To continue your advance through additional bases, continue to hold the D Pad in the direction of the next base and the C Button simultaneously.

TO RETURN TO A BASE: Hold down the D Pad to the base that the runner was previously on and press the B Button.

TO SLIDE: When approaching a base, press the C Button to slide. If the D Pad is held down while pressing the C Button, the runner will advance without sliding.

LEADOFFS

TO LEAD OFF: Press the B Button and Press the D Pad UP

TO RETURN TO BASE OR (BAG): Press the B Button and press the D Pad DOWN.



GAME CONTROL SUMMARY: DEFENSE

PITCHING

REGULAR SPEED PITCH: Press the B Button. To throw the ball high or low, hold the D Pad UP or DOWN after pressing the B Button.

FASTBALL: Press both the B Button and the D Pad DOWN at the same time.

CHANGE UP: Press both the B Button and the D Pad UP at the same time.

CURVE AND SCREWBALL: After pitching the ball, press the D Pad LEFT or RIGHT. To control height, press the D Pad UP or DOWN.

MOUND POSITION: Adjust your pitcher's position on the mound by pressing LEFT or RIGHT on the D Pad.

STAMINA: Over the course of the game, pitchers will tire. They will pitch with a little less control, a little less speed on the ball. Watch out for pitcher fatigue and make sure you bring in your relief accordingly.



VIEWING LEAD-OFFS: Hold the C button DOWN while pressing the D Pad LEFT or RIGHT to view the runners on the bases.

PICK-OFFS: To throw the ball to any base, press the A Button while holding down the D Pad as follows:

First Base: D Pad RIGHT.

Second Base: D Pad UP.

Third Base: D Pad LEFT.

Home: D Pad DOWN.

To return the ball to the pitcher, press the A Button.

Notes:

- During the hitting and pitching modes, press the C Button to look at the line score, batter's statistics or the count (the number of strikes and balls).
- When runners are on base, the pitcher will automatically execute the "Stretch Pitch" to prevent runners from taking off early.
- Press the A Button to send second baseman to cover second base.



FIELDING

Use the D Pad to position player on the "ball marker" (appears as a circular shadow to show where the ball is going to land) and the computer will make the catch for you. To throw the ball to any base, press the A Button while holding down the D Pad as follows:

First Base: D Pad RIGHT.

Second Base: D Pad UP.

Third Base: D Pad LEFT.

Home: D Pad DOWN.

To return the ball to the pitcher, press the A Button.

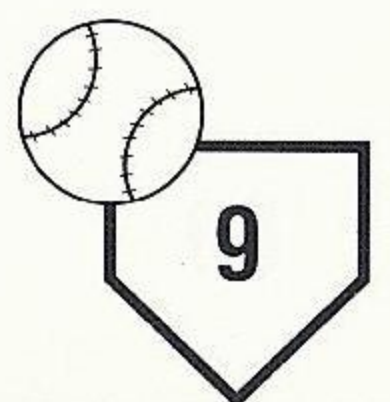
Note: Under Game Play Options you can decide to have assisted fielding on or off. If you are playing with assisted fielding and the D Pad is touched after the ball is hit, you will automatically take control of the character.

If an infielder throws the ball to the pitcher, the pitcher must use the A Button to throw to another base. Press the B Button to pitch the ball.

TO DIVE FOR BALLS: Hold the D Pad in the direction you wish your player to dive, then press the C Button.

TO MAKE A JUMPING CATCH : Press the B Button.

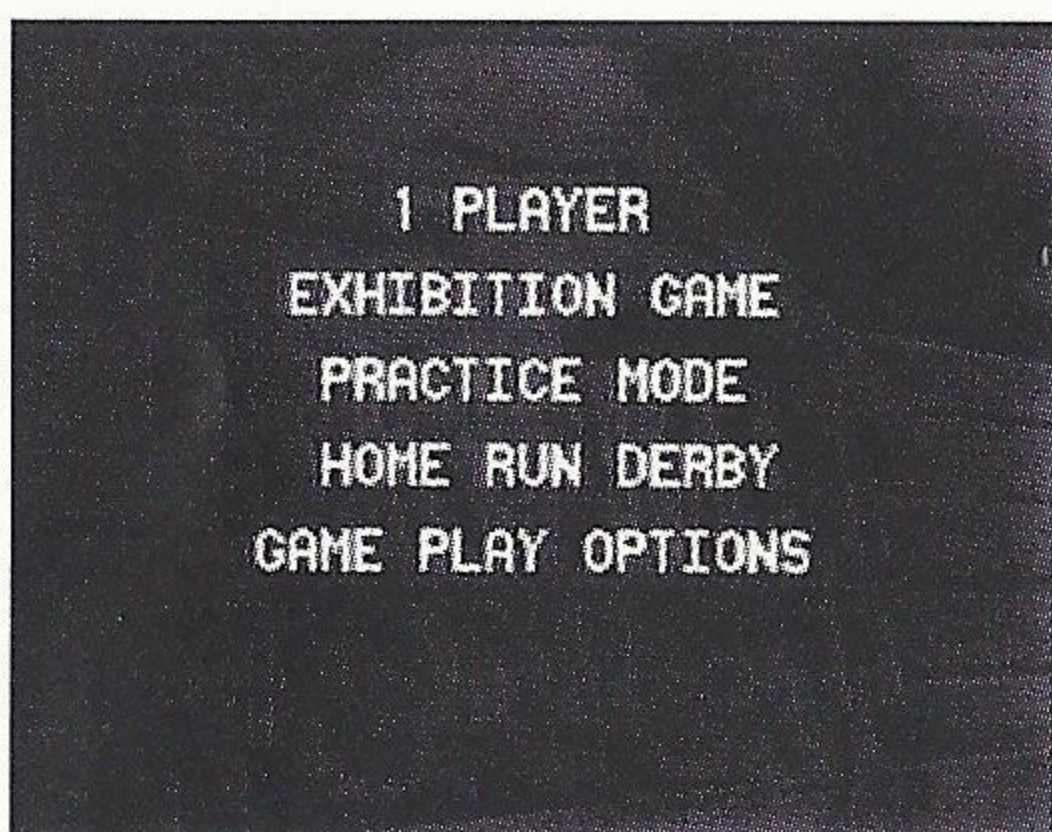
TO PAUSE GAME / CALL UP LINE-UP SCREEN: Press the Start Button before the ball is pitched.



GETTING STARTED

Press the Start Button at the ESPN's Baseball Tonight Title Screen to get to the Game Selection Screen.

GAME SELECTION




On the Main Options screen, press LEFT and RIGHT on the D Pad to change options. Press the D Pad UP and DOWN to highlight the play options listed, then press the Start Button to make your selection.

The Main Options are as follows:

1-PLAYER GAME: Lets you play against the Sega CD System in either Exhibition, Season or Playoffs competition. You can also choose to play a 1-Player or 2-Player game by highlighting the "1-Player" option and pressing the D Pad LEFT or RIGHT to select the "2-Player" option.

2-PLAYER GAME: Lets you play against another person in either Exhibition, Season or Playoffs competition.

EXHIBITION PLAY: What a game! Not just baseball, but ESPN's Baseball Tonight. Choose a club and go into your exhibition mode. These games are full-out but strictly *off* the record. So now's your chance to test your team's limits as well as the skills of your competition.



PLAYOFFS COMPETITION: Talk about a great match-up! This, folks, is it! In 1-PLAYER mode, you choose a team to take into the playoffs for either the National League or the American League pennant. If you win the pennant, the Sega CD System determines the outcome of the other league's playoffs. You will then go up against that team in the World Series.

ESPN Baseball Tonight gives you the option to choose between playing a 2 Division League or a 3 Division League. Make your choice at the Game Play Options Screen by scrolling down to "3 Division League" and toggling the D Pad left or right to make your selection. Then press the Star Button to confirm your selection.

Note: For 1 or 2 player Exhibition Play, game play is unaffected.

PRACTICE MODE: Trim your sails, or somebody may do it for you! Before you race for the pennant, you may want to get some batting practice. Press the C Button to toggle between pitching and batting practice. Press the Start button to exit the practice mode.



ESPN BASEBALL TONIGHT

SAN FRANCISCO GIANTS							APRIL
SUN	MON	TUES	WED	THUR	FRI	SAT	
HOME					1	2	
AWAY							
3	4	5	6	7	8	9	
	PIT	PIT	PIT		STL	STL	
10	11	12	13	14	15	16	
STL		ATL	ATL	ATL	FLA	FLA	
17	18	19	20	21	22	23	
FLA	MON	MON	PHI	STL	NYM	NYM	
24	25	26	27	28	29	30	
NYM		MON	MON		PHI	PHI	

PRESS TO CHOOSE GAME →

SEASON MODE: Now you're playing in the big leagues! Play the whole 162 game season if you wish or adjust the season to the length that you want. If you choose this

mode, you will bring up the Season Calendar. When the Season Calendar comes up, use the D Pad to scroll through the months in the season. Press the C Button once you have selected a month when you want to begin and use the yellow highlight cursor to pick the game day you want. In Season Mode you can choose any point in the season where you want to start (only moving forward), and you will go to that game. Based upon many attributes, the computer will simulate how your team did in the games in-between the game you last played and the current game selected. In other words, you potentially play one game out of every month and the computer will play the others for you.

SAN FRANCISCO GIANTS							MAY
SUN	MON	TUES	WED	THUR	FRI	SAT	
HOME	2	3	4	5	6	7	
PHI	NYM	NYM	NYM	LA	LA	LA	
8	9	10	11	12	13	14	
LA	COL	COL	COL		CIN	CIN	
15	16	17	18	19	20	21	
CIN	HOU	HOU	HOU		CUB	CUB	
22	23	24	25	26	27	28	
CUB	SD	SD	SD	SD	FLA	FLA	
29	30	31					
FLA	ATL	ATL					

PRESS TO CHOOSE MONTH

RANK	TEAM	W	L
1	LOS ANGELES	22	5
2	SAN DIEGO	16	13
3	SAN FRANCISCO	11	16
4	COLORADO	8	20

MAJOR LEAGUE BASEBALL

When Chris Berman comes back up, Season Mode gives you the additional menu option of Standings. In Standings you can see complete, updated

batter, pitcher, game and team statistics for the whole season. Press the Start Button to exit the Standings Mode. Upon completion of any Season, if you have ranked high enough, you will move on to the World Series.

HOME RUN DERBY: Here's your chance to really rip the cover off the ball! You get fifteen pitches to show your stuff with your favorite team.

Note: On the 15th pitch, if the player hits a home run, he gets another pitch. This repeats until the player fails to hit a home run.


One or two players can go up against the pitching machine. Do well, and you just might be labeled a major leaguer! Here's the controls:

A Button - Swing the bat

B Button - Bunt

C Button - Try the Home Run Derby again

Start Button - Exit back to the options screen



GAME PLAY OPTIONS

This brings up another menu of choices for setting up play as you want it.

Sound ON/OFF: Turns sound on and off.

Video ON/OFF: Turns movie segments on and off.

Difficulty EASY/MODERATE/HARD: Selects game play difficulty.

Assisted Fielding ON/OFF: Instructs the computer to move player fielders toward a hit ball until it is caught or the player presses the D Pad.

Player 1 HOME/AWAY: Allows a player to choose a Home or Away game in exhibition play. This option has no effect in Regular Season, Playoff or World Series play.

3 Division League/2 Division League:


Allows a player to choose between the newer 3-division league or older 2-division league structure. This option is used when entering the Playoffs or playing an Exhibition game. It has no effect on Regular Season games.

Reset Season: Allows a player to restart a regular season and reset the teams' statistics for that season. Remember that choosing this option erases your current season information.


LEAGUE SELECT SCREEN

Here it is: Time to pick between the National League and the American League. And of course you gotta pick your division as well. Press the D Pad LEFT or RIGHT to cycle through the various League and Division selections. Then press the A Button to enter that selection. You'll go straight to the Team Select Screen.

Note: To cancel your selection and return to the League Select Screen, press the B button.




SELECTING YOUR TEAM



You have 28 teams in this game, and any one of 'em is yours for the managing. To make a team selection from your Division, press the D Pad LEFT or RIGHT to cycle through the various selections, and press the A Button to enter that selection.

ESPN SPORTSCENTER UPDATE



Press the Start Button following the team selection and we'll take you straight to the ESPN SportsCenter Screen, where yours truly, Chris Berman will announce your game.

LINE-UP SCREEN

Let me tell ya, ladies and gentlemen: It all starts here, with the line-ups.

#	POS	COND	H	AUG	HR
30	CF	OK	L	294	0
20	DH	OK	L	299	0
15	1B	OK	R	218	20
44	3B	OK	R	252	7
14	2B	OK	R	266	6
13	SS	OK	R	280	1
11	P	OK	R	224	2
5		OK			
34	RF	OK	L	278	2

EXCHANGE WITH

The Line-Up Screen appears when you choose your team. The Line-Up Screen shows a roster of all the members of your team, arranged in batting order. Along with each player's number,

you see his position, current condition, handedness, and his stats. To view all of the stats associated with the players, use D Pad RIGHT and LEFT. To view your Bullpen and Bench rosters, press the B Button.

You can view the opposing teams line-up by pressing the C Button. To return to your line-up press either the START Button or the C Button.

If you decide to change your starting line-up, you can exchange the players' positions in the batting order by using the D Pad UP and DOWN to highlight the first player you want to swap. Pressing the A Button selects this player. Then using the D Pad UP and DOWN again, highlight the second player and press the A Button. The two players will have exchanged positions in the batting order.

NOTE: This is only allowed before entering the game.

BENCH

This screen displays your reserve players.


BULLPEN

This displays your pitching staff — relievers and starters.



IN THE GAME

On the Main Game Screen, here's where you can get important information on your current game:



—— GAME STATUS

—— RADAR MAP

RADAR MAP: Indicates the current location of fielders, runners on the bases, and the ball.

GAME STATUS: This display appears automatically when a run is scored.

INNINGS: Displays current inning of the game.

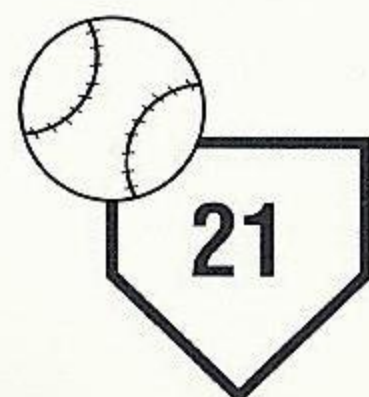
TEAM STATUS: Displays the team names and shows the current total of runs, hits, and errors of each team.

RADAR GUN: Located at the bottom left of the screen, a number will appear if the ball is not hit after every pitch to indicate the actual MPH of the pitch.

MAKING A PLAYER SUBSTITUTION

To make a substitution in your lineup, use the D Pad UP and DOWN to highlight the player in the lineup you wish to replace. That player's number and stats will then appear at the bottom of the screen. Next, press the B Button to move either the Bullpen or Bench Screen and highlight the player you wish to place in your lineup. This player along with the player you wish to remove from your lineup, will appear at the bottom of the screen. Press the A Button to make the substitution. If a game has started, the player who was on the lineup screen is removed from the game. If this is done before the game, the player will be placed back on the bench or in the Bullpen and will be available for later use.

Press START to return to the game.



3-DIVISION LEAGUE

AMERICAN LEAGUE

WEST



California
Angels



Oakland
Athletics



Seattle
Mariners



Texas
Rangers



Chicago
White Sox



Cleveland
Indians



Kansas City
Royals



Milwaukee
Brewers



Minnesota
Twins

EAST



Baltimore
Orioles



Boston
Red Sox



Detroit
Tigers



New York
Yankees




Toronto
Blue Jays

ESPN BASEBALL TONIGHT

NATIONAL LEAGUE

WEST



Colorado
Rockies



Los Angeles
Dodgers



San Diego
Padres



San
Francisco
Giants

CENTRAL



Chicago
Cubs



Cincinnati
Reds



Houston
Astros



Pittsburgh
Pirates



St. Louis
Cardinals

EAST



Atlanta
Braves



Florida
Marlins



Montreal
Expos




New York
Mets



Philadelphia
Phillies




3 DIVISION LEAGUE PLAYOFFS BRACKET



Select "Enter Playoffs" after you have selected the 3-Division League. Once one player has selected his/her league and division, the other player is forced to choose another division within the same league.

The playoffs bracket appears as follows: Eight teams are represented; four from the National League and four from the American League. These four slots correspond to the East, West and Central Divisions as well as the Wild Card (the team from the remaining non-division champions that has the best record in the league).

Player #1's selected team will appear in the top position of the upper bracket. The second slot in that branch will be filled by Player #2 (if any) or by the computer. The remaining slots in the brackets will be rounded out by teams from the appropriate divisions and leagues, including the wild card slots. The computer-selected teams can be changed by the player to any other team within that same league and division (a player may not, for example, replace a team from the National League Central with one from the National League East, unless that slot is filled by a wild card).



2-DIVISION LEAGUE

AMERICAN LEAGUE

EAST

WEST



Baltimore
Orioles



California
Angels



Boston
Red Sox



Chicago
White Sox



Cleveland
Indians



Kansas City
Royals



Detroit
Tigers



Minnesota
Twins



Milwaukee
Brewers



Oakland
Athletics



New York
Yankees



Seattle
Mariners



Toronto
Blue Jays



Texas
Rangers

ESPN BASEBALL TONIGHT

NATIONAL LEAGUE

EAST

WEST



Chicago
Cubs



Atlanta
Braves




Florida
Marlins



Cincinnati
Reds



Montreal
Expos



Colorado
Rockies



New York
Mets



Houston
Astros



Philadelphia
Phillies



Los Angeles
Dodgers



Pittsburgh
Pirates



San Diego
Padres

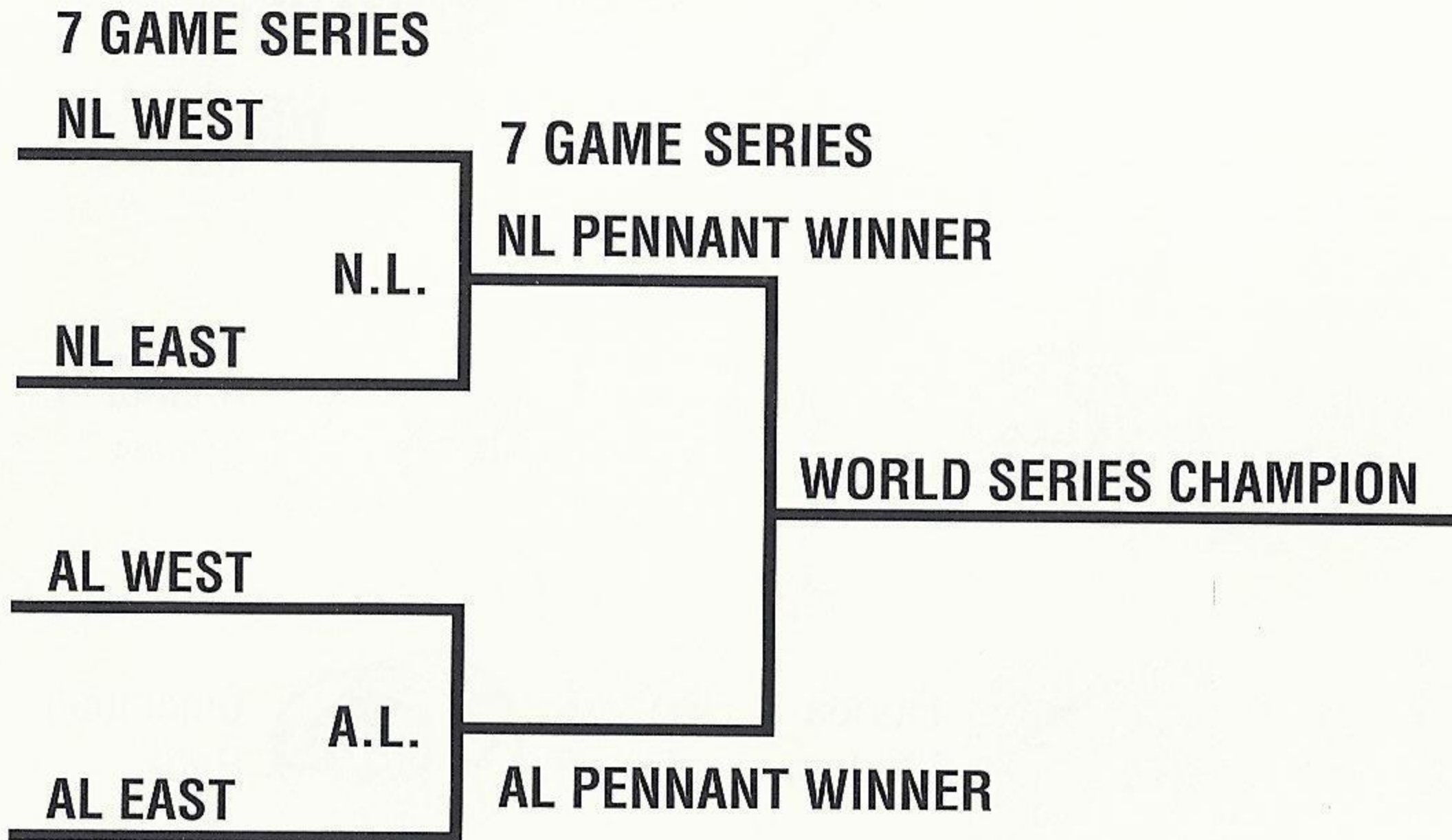


St. Louis
Cardinals



San Francisco
Giants


2-DIVISION LEAGUE PLAYOFFS BRACKET



Select "Enter Playoffs" after you have selected the 2- Division League. Once one player has selected their league and division, the other player is forced to choose another division within the same league.

The playoffs bracket appears as follows: Four teams are represented, two from the National League on the top half of the bracket and two from the American League on the bottom half of the bracket.

East plays West in both leagues — Player #1 vs. computer or Player #1 vs. Player #2. The computer determines the outcome of the other portion of the bracket, and the outcome of these two matches in a 7-game series (Player match and computer match) determines the pennant winners. These two teams then meet in a 7-game series (the World Series) to determine the World Champion.



GLOSSARY OF ABBREVIATIONS

PLAYERS' POSITIONS

Player	Number designation of the player.
Position	Field position of the player.
P	Pitcher
1B	1st Baseman
2B	2nd Baseman
SS	Shortstop
3B	3rd Baseman
C	Catcher
RF	Right Fielder
CF	Center Fielder
LF	Left Fielder
DH	Designated Hitter
R	Relief Pitcher
P	Starting Pitcher


BATTERS

H	Hits (L)eft or (R)ight Handed.
HR	Home Runs
RBI	Runs Batted In
AB	At Bats
AVG	Batting Average
H	Hits Total
1B	Singles (one base hits)
2B	Doubles
3B	Triples
SO	Strike Outs
BB	Base on Balls (walk)



PITCHERS

COND	Condition of pitcher's fatigue
H	Throws with (L)eft or (R)ight hand.
ERA	Earned run average
W	Wins
L	Losses
SV	Saves
1P	Innings Pitched
GS	Games Started
H	Hits Given Up
ER	Earned Runs
SO	Strike Outs
BB	Base on Balls (walks)



ESPN BASEBALL TONIGHT

O F F I

T-Shirt

White, 100% heavyweight cotton, with full-color Imagesoft logo on front and Baseball Tonight logo on back. Made in the USA. Sizes: Adult L,XL. \$11.99



Sweatshirt



White, 100% heavyweight cotton fleece, with full-color Imagesoft logo on front and Baseball Tonight logo on back. Made in the USA. Sizes: Adult M,L,XL. \$24.99



M E R C H

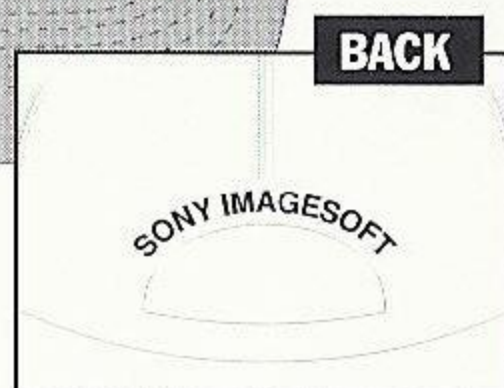
ESPN BASEBALL TONIGHT

C I A L



Cap

Two-toned cap with full-color embroidered logo. Imported. One size fits all. \$11.99



To order, please send a check or money order for the amount of your purchase, plus \$5.00 shipping and handling to:

Sony Signatures
ESPN BASEBALL TONIGHT OFFER
P.O. Box 4000
5152 Columbia Drive
Carrollton, GA 30117




SIGNATURES™

Allow 4-6 weeks for delivery. Offer valid in U.S. only. Offer good while supplies last and expires 12/31/95.



Sony Signatures is a trademark of Sony. ESPN Baseball Tonight™ is distributed by Sony Imagesoft, 2400 Broadway Avenue, Suite 550, Santa Monica, CA 90404. Sony is a registered trademark of Sony Corporation. Imagesoft is a trademark of Sony Electronic Publishing Company. © 1994 Sony Electronic Publishing Company. ESPN, SportsCenter and Baseball Tonight are trademarks of ESPN, Inc. All Rights Reserved. Licensed in conjunction with Names International, Inc. and International Computer Group, Inc. © 1994, Little Caesars Enterprises Inc.

A N D I S E




SCORES



SCORES



SCORES



LIMITED WARRANTY

Sony Imagesoft warrants to the original purchaser of this Sony Imagesoft product that this CD is free from defects in material and workmanship for a period of ninety (90) days from the date of purchase. This Sony Imagesoft product is sold "as is," without expressed or implied warranty of any kind, and Sony Imagesoft is not liable for any losses or damages of any kind resulting from the use of this product. Sony Imagesoft agrees for a period of ninety (90) days to either repair or replace, at its option, free of charge, the Sony Imagesoft product. Send product postage paid, along with dated proof of purchase, to the address shown below.

This warranty shall not be applicable and shall be void if the defect in the Sony Imagesoft product has arisen through abuse, unreasonable use, mistreatment or neglect. THIS WARRANTY IS IN LIEU OF ALL OTHER WARRANTIES AND NO OTHER REPRESENTATIONS OR CLAIMS OF ANY NATURE SHALL BE BINDING ON OR OBLIGATE SONY IMAGESOFT. ANY IMPLIED WARRANTIES APPLICABLE TO THIS SOFTWARE PRODUCT, INCLUDING WARRANTIES OF MERCHANTABILITY AND FITNESS FOR A PARTICULAR PURPOSE, ARE LIMITED TO THE NINETY (90) DAY PERIOD DESCRIBED ABOVE. IN NO EVENT WILL SONY IMAGESOFT BE LIABLE FOR INCIDENTAL OR CONSEQUENTIAL DAMAGES RESULTING FROM POSSESSION, USE OR MALFUNCTION OF THE SONY IMAGESOFT SOFTWARE PRODUCT.

Some states do not allow limitations as to how long an implied warranty lasts and/or exclusions or limitations of consequential damages, so the above limitations and/or exclusions of liability may not apply to you. This warranty gives you specific legal rights, and you may also have other rights which vary from state to state.

Sony Imagesoft, 2400 Broadway Avenue, Suite 550, Santa Monica, CA 90404

Customer Service (310) 449-2393

Patents: U.S. #'s 4,442,486/4,454,594/4,462,076/4,026,555; Europe #80244; Canada #'s 1,183,276/1,082,351; Hong Kong #88-4302; Germany #2,609,826; Singapore #88-155; U.K. #1,535,999; France #1,607,029; Japan #'s 1,632,396/82-205605 (Pending).



LICENSED BY SEGA ENTERPRISES, LTD.
FOR PLAY ON THE SEGA CD™ SYSTEM.

SEGA AND SEGA CD ARE TRADEMARKS
OF SEGA ENTERPRISES, LTD.
ALL RIGHTS RESERVED.

THE VIDEOGAME RATING COUNCIL, ITS
RATING SYSTEM, SYMBOLS AND INDICIA
ARE TRADEMARKS OF SEGA OF AMERICA,
INC © 1993 SEGA.

ESPN Baseball Tonight™ is distributed by Sony
Imagesoft, 2400 Broadway, Suite 550, Santa
Monica, CA 90404. Sony Imagesoft and Imagesoft
are trademarks of Sony Electronic Publishing
Company. © 1993 Sony Electronic Publishing
Company. ESPN, SportsCenter, and Baseball
Tonight are trademarks of ESPN, Inc.
All rights reserved. Licensed in conjunction with
Names International, Inc. and International
Computer Group, Inc.

Manufactured in the U.S.A.