
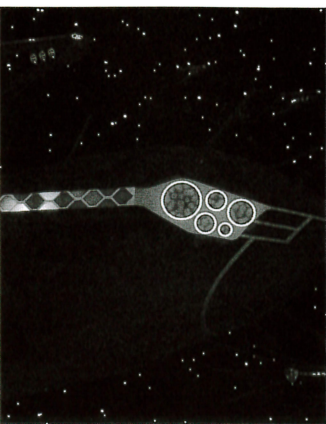


SPACE BERSERKER

Startdate, Omega 183. The people of Earth successfully developed the ultimate inter-planetary navigation technology, a warp drive, and used it to integrate the solar system into a SSU (Solar System Union). Ten years later, the final testing of a more powerful "Inter-Star Warp" is being conducted at the Hades Science Lab on Pluto. The SSU Multi-Purpose Space Battleship Odin, on maneuvers in the outer zone of the Solar System, receives an S.O.S. from the Hades Base during testing of the inter-star warp, and heads immediately for the Pluto Space area. There, the Earth Federation Forces engage in battle with flying objects the like of which they have never seen. The Federation Forces Headquarters calls them by the code name "Berserker"_____.



SPACE BERSERKER

● How to play Space Berserker

Operation

Turn the power on and insert the disc into the player. This game is for a single player. Connect the control pad plug into the jack of the Mega LD Pack.

■ Visual Scene

[START] Button Pause On/Off
[A] Button Skip the visual scene

■ Game Scene

[START] Button Pause On/Off
[A] Button Launch Super Nova Bomb
[B] Button Fire Valcan
[C] Button Fire Laser
Direction Key Sight Adjustment

SETTINGS

When Mega LD is started, the Option Menu appears on the screen.

■ Language

English Select English Mode
Japanese Select Japanese Mode

The Default language is English.

■ GAME LEVEL

Sets the game level to EASY, NORMAL, or HARD.
The default level is NORMAL.

■ EXIT

Exit the Option Menu to start the opening scenes.

GAME START

Press the START Button at the title screen to move to the visual scene.
To start game immediately, press the A Button at the visual scene.

SCORE SCREEN

After the Game Scene is cleared, the Score Screen appears. The number of successful hits will be displayed as well as the commander's comments on your job.

CONTINUE

The game ends and the Continue Screen appears when you have failed in your mission or have lost your protective shield, as registered on the gauge in the center of the cockpit control panel. At the Continue Menu, you can choose either one of the followings.

Continue You can attempt the previous mission again.
You will start again from the Game Scene of that mission.
New Game Returns to the Opening.

HOW TO CONTROL YOUR VALKYRIE

You are the pilot of a Valkyrie class space fighter in a desperate fight against the attacking enemy "Berserkers".

The enemy Berserker Fighters attack you with two different kinds of energy bombs.

Phaser This energy bomb can be destroyed by either laser or valcan.
Failure to destroy incoming phasers cause your Valkyrie to receive damage from the bomb.

Hyper Phaser This high energy bomb cannot be destroyed.
Once it has been launched, it cannot be avoided and you will be damage. You have to destroy the enemy fighter before it launches its hyper phaser.

Your Valkyrie can respond to the attacks of the Berserkers with the following weapons.

Super Nova Bomb A warp driven anti-ship hyper weapon.

This weapon cannot be used against the fighters.

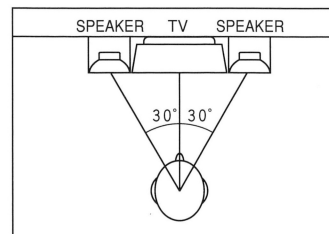
Valcan Causes damage to enemy fighters and phaser bombs.

This is the only weapon that can destroy a Berserker which is equipped with an energy field. Be forewarned, however, that it takes time to refill the magazine with valcans once a certain number have been used. Valcans

Laser Destroys the enemy phaser bombs. There is no need to change magazines so it is convenient for quick use, but it cannot damage an enemy fighter which is protected by an energy field.

3-D SOUND WITH RSS

Space Berserker utilizes RSS (Roland Sound Space). Your two channel stereo system can create 3-D Sound effects.



Warning

READ BEFORE USING YOUR VIDEO GAME SYSTEM

A very small number of individuals may experience epileptic seizures when exposed to certain light patterns or flashing lights. Light patterns emitted from television screens during video game play may induce epileptic seizures in certain individuals. Epileptic symptoms may appear even in persons with no history of prior seizures or epilepsy. If you, or anyone in your family, has an epileptic condition, please consult your physician prior to playing. If you experience dizziness, altered vision, eye or muscle twitches, loss of awareness, disorientation, or any involuntary movement or convulsions while playing a video game, IMMEDIATELY discontinue use and consult your physician before resuming play.

It is dangerous to play discs which are cracked, warped or mended with adhesive, and such discs must not be used. Disc cleaning products or sprays for removing static electricity may cause cracking of discs, and are not recommended for use.

Still pictures or images, such as those generated by videogames, can cause permanent damage to projection TV's. We recommend that this disc not be used with a large-screen projection TV.	This disc is for private home use only and any other use, copying, reproduction or performance in whole or in part is prohibited.	When not in use, place disc in jacket and store vertically in a cool, dry place.	This product bears the registered trademark "SEGA" granted under licence from Sega Enterprises, Ltd. This trademark relates to MEGA-LD compatible software only.	This disc is to be played by MEGA-LD player system only.
--	---	--	--	--