

Astro Warrior™

Turn back the invaders and save the galaxy in
ASTRO WARRIOR.



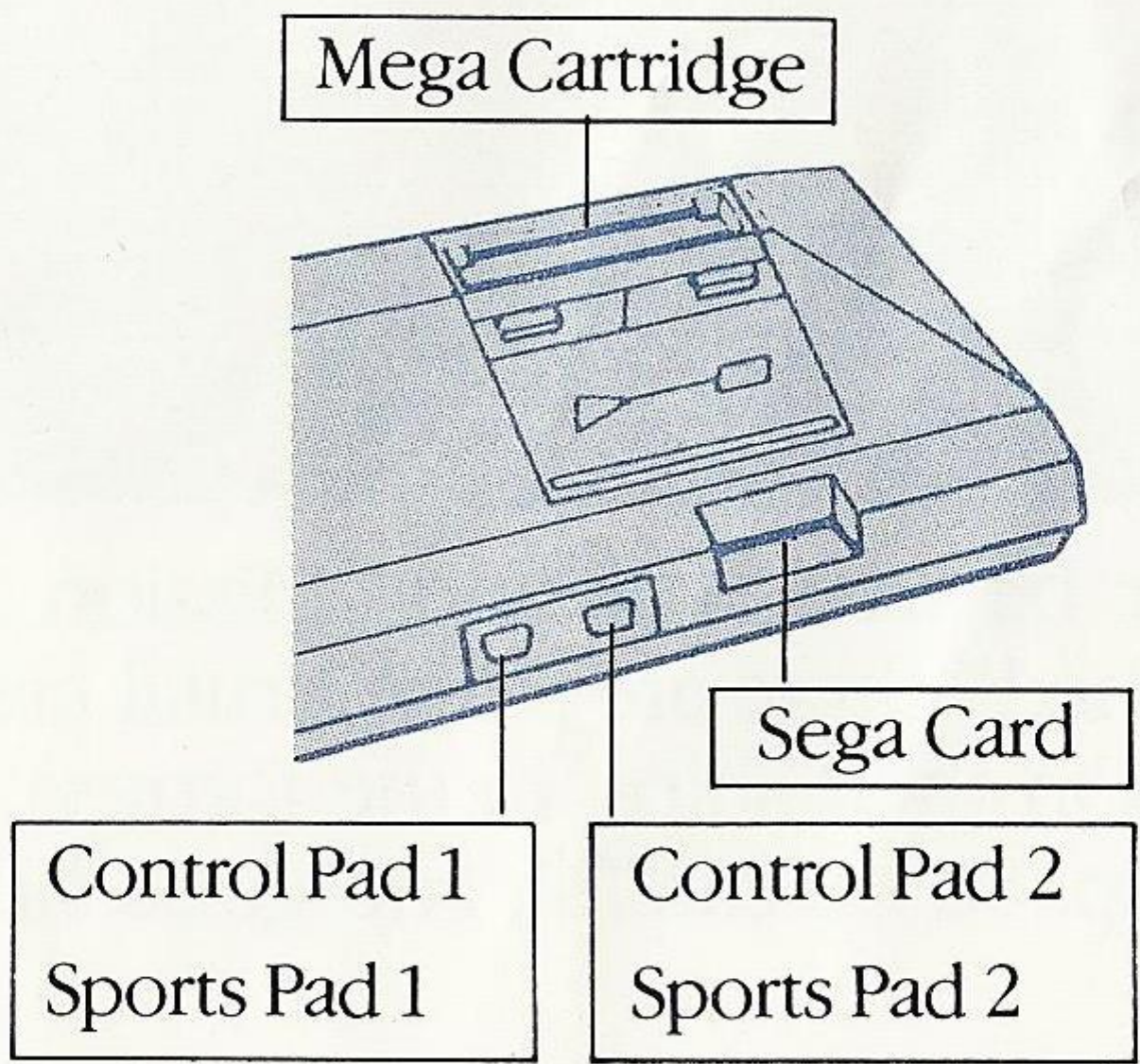
SEGA®

Loading Instructions: Starting Up

1. Make sure the power switch is OFF.
2. Insert the ASTRO WARRIOR CARTRIDGE in power base (shown below) by following instructions in your SEGA SYSTEM™ manual.
3. Turn the power switch ON. If nothing appears on screen, recheck insertion.


IMPORTANT: Always make sure the power base is turned OFF when inserting or removing your Sega Card/Cartridge.

For 1 player: Push button 1.
For 2 players: Push button 2.



What's Happening


An assortment of nasties called the Devil Star Imperial Forces are set to invade the galaxy. There's only one hope — you, the ASTRO WARRIOR. You've got to lead the Allied Forces from the deck of your flagship Astro Raider on a daring mission. Breakthrough a triple zone defense, destroy the enemy, and ultimately take out the mother ship.



Remember, between you and “Mission Accomplished” there are some brutal creatures out there. On their ships, in the fortress, on the mother ship. So be careful, and good hunting!

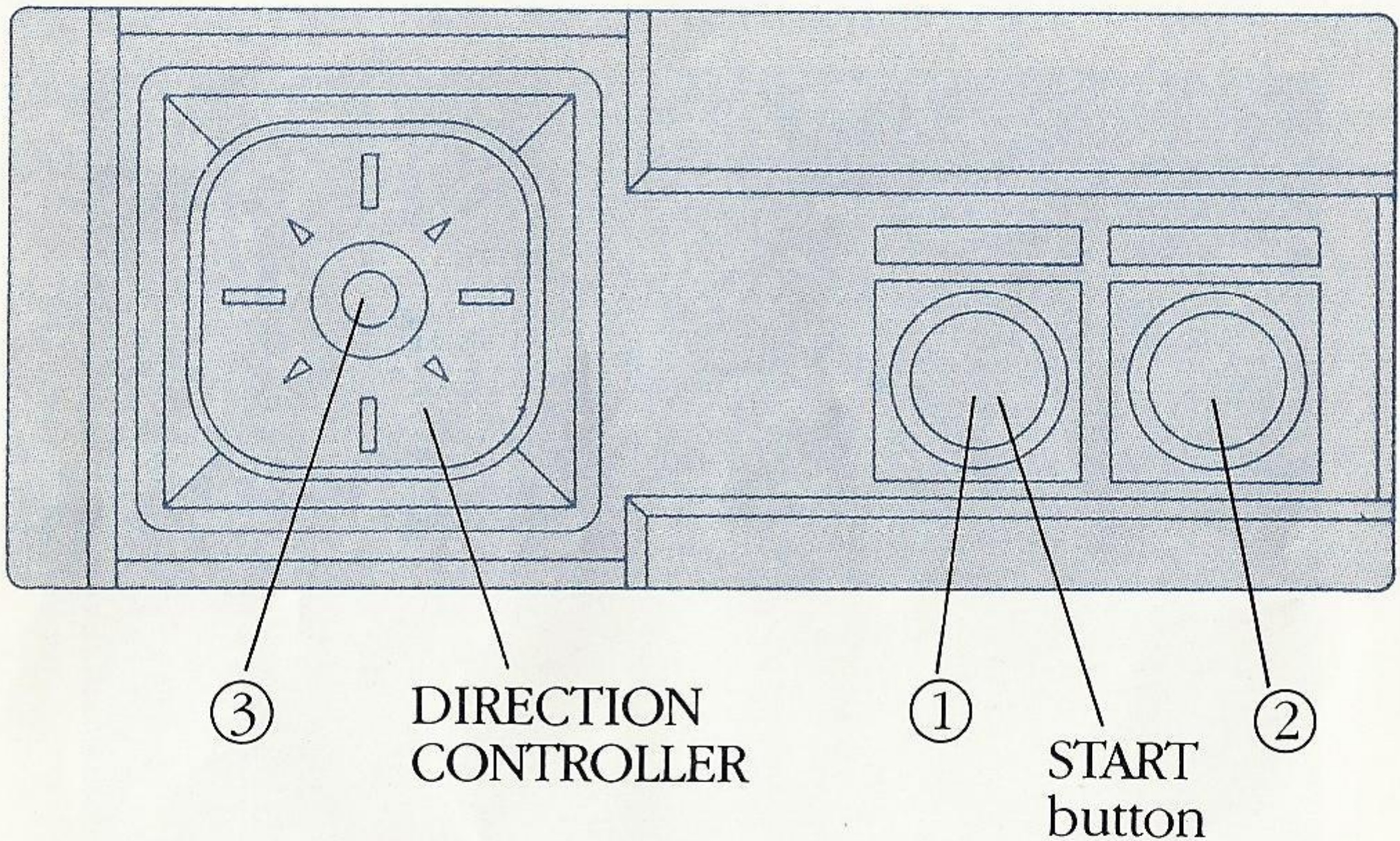
Who's Who

It's just you and them. But there's help available. Capture the weapons supply ships and you increase your speed and power. As for them — they've got hi-performance space fighters, combat-proven pilots and the will to conquer the galaxy.



Taking Control

The following illustration shows you the control points of your SEGA SYSTEM™ control pad. Throughout this instruction book we will refer to these controls by the names indicated in this illustration.



- ① Shoot button
- ② Shoot button
- ③ Maneuver "Astro Raider"

Start Your Engines.

For one player, push CONTROL PAD 1 START button.

For two players, push CONTROL PAD 2 START button.

On The Offense. From the start the action is hot and heavy, so be ready. Enemy fighters will fly a variety of patterns. They must be eliminated. A huge fortress on a floating platform blocks your way, it must be destroyed.

Oops. Try Again

You've got three chances to have your ship neutralized and still survive. After that it's GAME OVER. So stay alert and stay alive.

Helpful Hints

If you're going to win, you've got to increase your power by capturing the supply ships. Don't just go after the fighters. You've got to destroy the fortress if you want a shot at the mother ship.

Scorebook

Name					
Date					
Score					

Name					
Date					
Score					

Name					
Date					
Score					

Name					
Date					
Score					

Scorebook

Name					
Date					
Score					

Name					
Date					
Score					

Name					
Date					
Score					

Name					
Date					
Score					

Handling The Sega Card™ And The Mega Cartridge™

The SEGA CARD and the MEGA CARTRIDGE are intended exclusively for the SEGA SYSTEM.

— For Proper Usage —

Don't bend, get wet, disfigure or subject to thinners, benzine and violent impact.

Don't expose to direct sunlight or temperature source.

Be especially careful not to stick anything on the SEGA CARD.

When wet, completely dry before using.

When dirty, carefully wipe only with a soft cloth dipped in soapy water.

After use, put it in its CASE.

90-Day Limited Warranty

Sega[®] Card/Cartridge

To validate the following 90-day limited warranty, your sales slip or proof of purchase should be retained at time of purchase and presented at time of warranty claim.

90-Day Limited Warranty

Sega of America, Inc. warrants to the original consumer purchaser that this Sega Card[™]/Cartridge[™] shall be free from defects in material and workmanship for a period of 90 days from the date of purchase. If defect covered by this warranty occurs during this 90-day warranty period, Sega will repair or replace the defective card/cartridge, at its option, free of charge.

This warranty does not apply if the defects have been caused by negligence, accident, unreasonable use, modification, tampering or any other causes not related to defective materials or workmanship.

To receive fast, reliable service, call the Sega Customer Service Department at the following numbers:

Outside California: 800-USA-SEGA

Inside California: 415-742-9300

Our Customer Service Department is in operation from 9:00 AM to 5:00 PM (Pacific Time), Monday through Friday. *Do not return your Sega Card/Cartridge to your retail seller.*

Sega's service center is located at the following address:

Sega of America, Inc.

Warranty Repair

573 Forbes Blvd.

South San Francisco, CA 94080

Limitations On Warranty

Any applicable implied warranties, including warranties of merchantability and fitness for a particular purpose, are hereby limited to ninety days from the date of purchase and are subject to the conditions set forth herein. In no event shall Sega of America, Inc. be liable for consequential or incidental damages resulting from the breach of any express or implied warranties.

The provisions of this warranty are valid in the United States only. Some states do not allow limitations on how long an implied warranty lasts or exclusion of consequential or incidental damages, so the above limitations of exclusion may not apply to you. This warranty provides you with specific legal rights. You may have other rights which vary from state to state.

Now, there are no limits.SM

SEGA[®]

SEGA OF AMERICA, INC., 573 Forbes Blvd., South San Francisco, CA 94080, (415) 742-9300

A CSK GROUP COMPANY

Printed in Japan

© 1986 SEGA OF AMERICA, INC.