

[54] PROJECTION TELEVISION CONSOLE

[75] Inventors: **Ronald L. Loper**, Manhattan Beach; **Robert H. Norwalt**, Northridge; **Rolf D. Ulrich**, Van Nuys; **Theodore A. Flynn**, Toluca Lake, all of Calif.

[73] Assignee: **Sega Enterprises, Inc.**

[**] Term: **14 Years**

[21] Appl. No.: **900,676**

[22] Filed: **Apr. 27, 1978**

[51] Int. Cl. **D14-03**

[52] U.S. Cl. **D14/79; D6/167; D14/82**

[58] Field of Search **D14/1, 2, 14, 15, 18, D14/20-25, 30, 32-34, 37, 39, 68, 75, 77, 70, 79, 82-84, 96, 99; D6/167**

[56]

References Cited

U.S. PATENT DOCUMENTS

D. 190,426	5/1961	Cardner	D14/37
D. 215,621	10/1969	Tominaga	D14/75
D. 218,941	10/1970	Tatsumi et al.	D14/2
D. 240,266	6/1976	O'Neil et al.	D14/15

Primary Examiner—Jane E. Corrigan
Attorney, Agent, or Firm—Gregory J. Battersby

[57]

CLAIM

The ornamental design for a projection television console, as shown and described.

DESCRIPTION

FIG. 1 is a front, top and left side perspective view of a projection television console showing our new design; FIG. 2 is a front elevational view; FIG. 3 is a side elevational view; FIG. 4 is a rear elevational view; FIG. 5 is a top plan view; and FIG. 6 is a sectional view of the front covering taken along line 6-6 in FIG. 2.

The undisclosed side of the system is a mirror image of the side shown in FIG. 3.

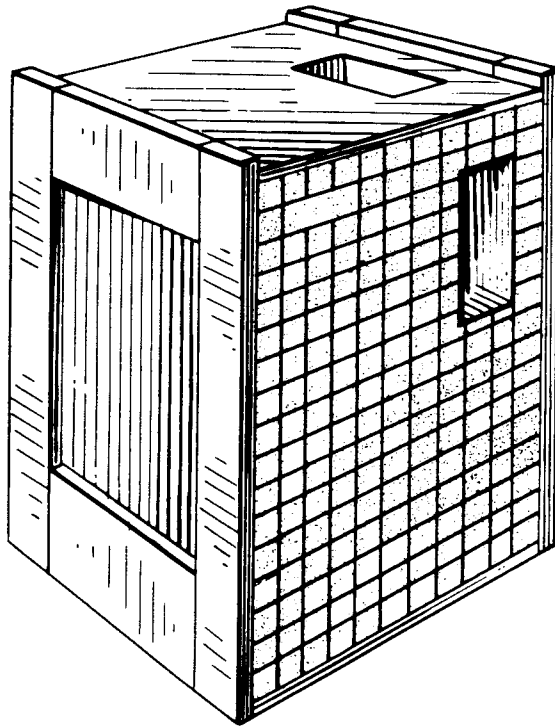


Fig. 1.

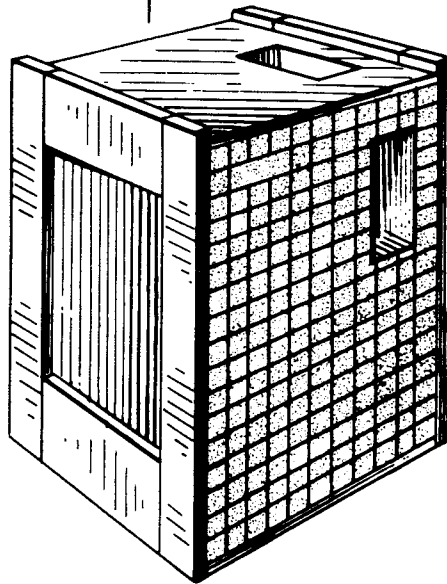


Fig. 2.




Fig. 4.




Fig. 3.

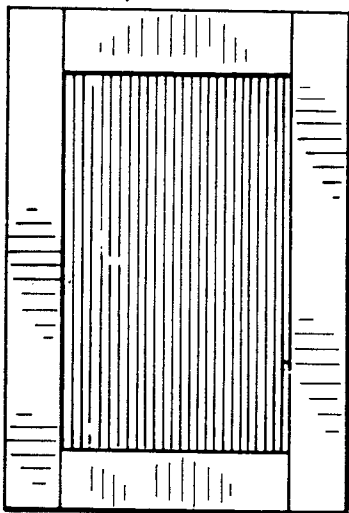


Fig. 5.

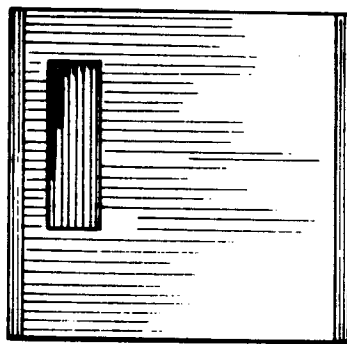


Fig. 6.

