

SEGA™



◆ S O U N D S ◆

SEGA™ CD

ARTICLES ◆ PICTURES

Compton's Interactive Encyclopedia™

MOVIES ◆ SLIDE SHOWS



EDITION 1995

Rated by V.R.C.

GA

Appropriate for
all audiences.

General Audiences

TM



WARNINGS

READ BEFORE USING YOUR SEGA VIDEO GAME SYSTEM.

EPILEPSY WARNING:

A very small percentage of individuals may experience epileptic seizures when exposed to certain light patterns or flashing lights. Exposure to certain patterns or backgrounds on a television screen or while playing video games may induce previously undetected epileptic symptoms even in persons who have no history of prior seizures or epilepsy. If you, or anyone in your family, has an epileptic condition, consult your physician prior to playing. If you experience any of the following symptoms while playing a video game—dizziness, altered vision, eye or muscle twitches, loss of awareness, disorientation, any involuntary movement, or convulsions—IMMEDIATELY discontinue use and consult your physician before resuming play.

OWNERS OF PROJECTION TELEVISIONS:

Still pictures or images may cause permanent picture-tube damage or mark the phosphor of the CRT. Avoid repeated or extended use of video games on large-screen projection televisions.



This official seal is your assurance that this product meets the highest quality standards of SEGA™.

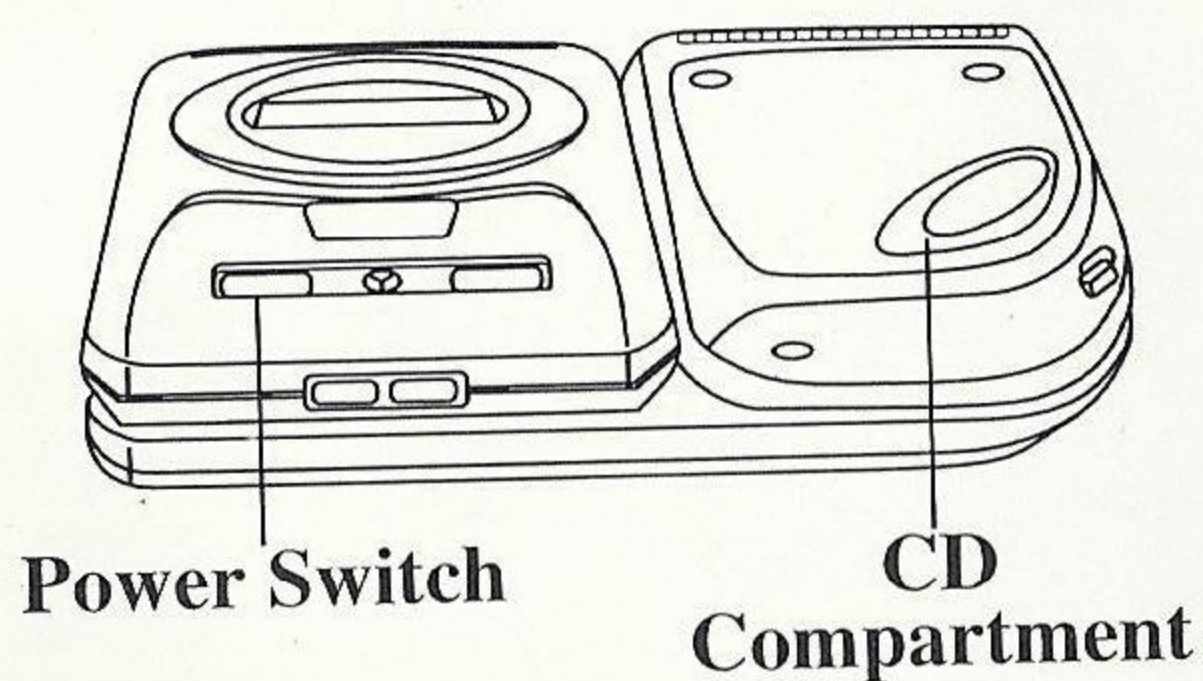
Buy games and accessories with this seal to be sure that they are compatible with the SEGA CD™ SYSTEM.

HANDLING YOUR SEGA CD DISC

- The Sega CD disc is intended for use exclusively with the Sega CD™ System.
- Do not bend it, crush it, or submerge it in liquids.
- Do not leave it in direct sunlight or near a radiator or other source of heat.
- Be sure to take an occasional recess during extended play, to rest yourself and the Sega CD disc.
- **Keep your Sega CD disc clean.** Always hold by the edges, and keep in its case when not in use. Clean with a lint-free, soft dry cloth—wiping in straight lines from center to edge. Never use solvents or abrasive cleaners.

Welcome to *Compton's Interactive Encyclopedia* for the Sega CD System. To begin using the encyclopedia, follow these simple directions:

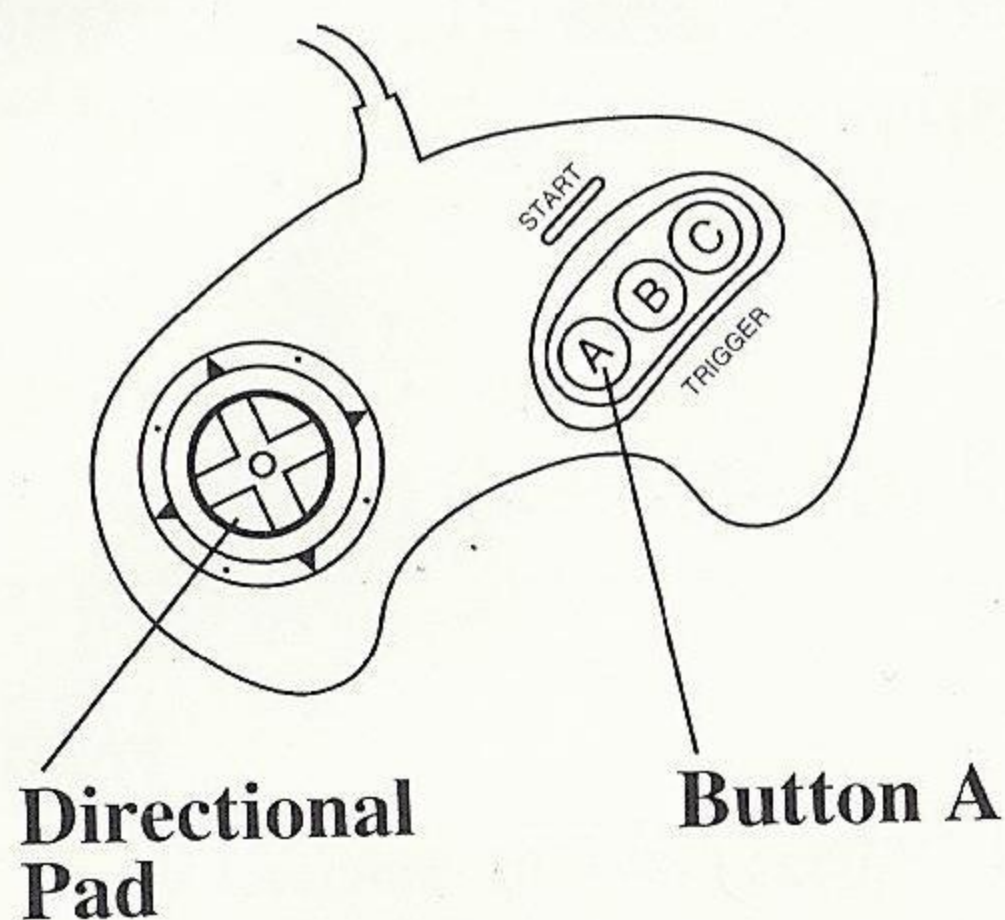
STARTING UP



1. Set up your Sega Genesis System according to the instructions in the Sega user's guide.
2. Turn on your television and the Sega System.
3. Insert the *Compton's Interactive Encyclopedia* disc in the Sega CD compartment.
4. Press the **Start** button.


THE CONTROLS

You only need two controls to use *Compton's Interactive Encyclopedia* on the Sega CD System:



- To move the cursor, press the **Directional Pad** in the direction you want the cursor to move.
- To select an item, move the cursor to it and press **Button A**.
- To open an item, select it and press **Button A** again.

THE MAIN MENU



The main menu in *Compton's Interactive Encyclopedia* offers four paths into the information on the disc. To open a path, use the **Directional Pad** to move the cursor to the button and press **Button A** to select the path. Then press **Button A** once more to open it.

ARTICLES

Open **ARTICLES** to see an alphabetical list of the articles and facts in the encyclopedia. The articles in *Compton's* contain cross-references to multimedia for another perspective on the subject. You can access the multimedia from within the article or use the multimedia paths to find specific pictures, sound clips, movies and slide shows.

PICTURES

Open **PICTURES** to see an alphabetical list of the all pictures in the encyclopedia.

SOUNDS

Open **SOUNDS** to see an alphabetical list of all the sound clips in the encyclopedia.

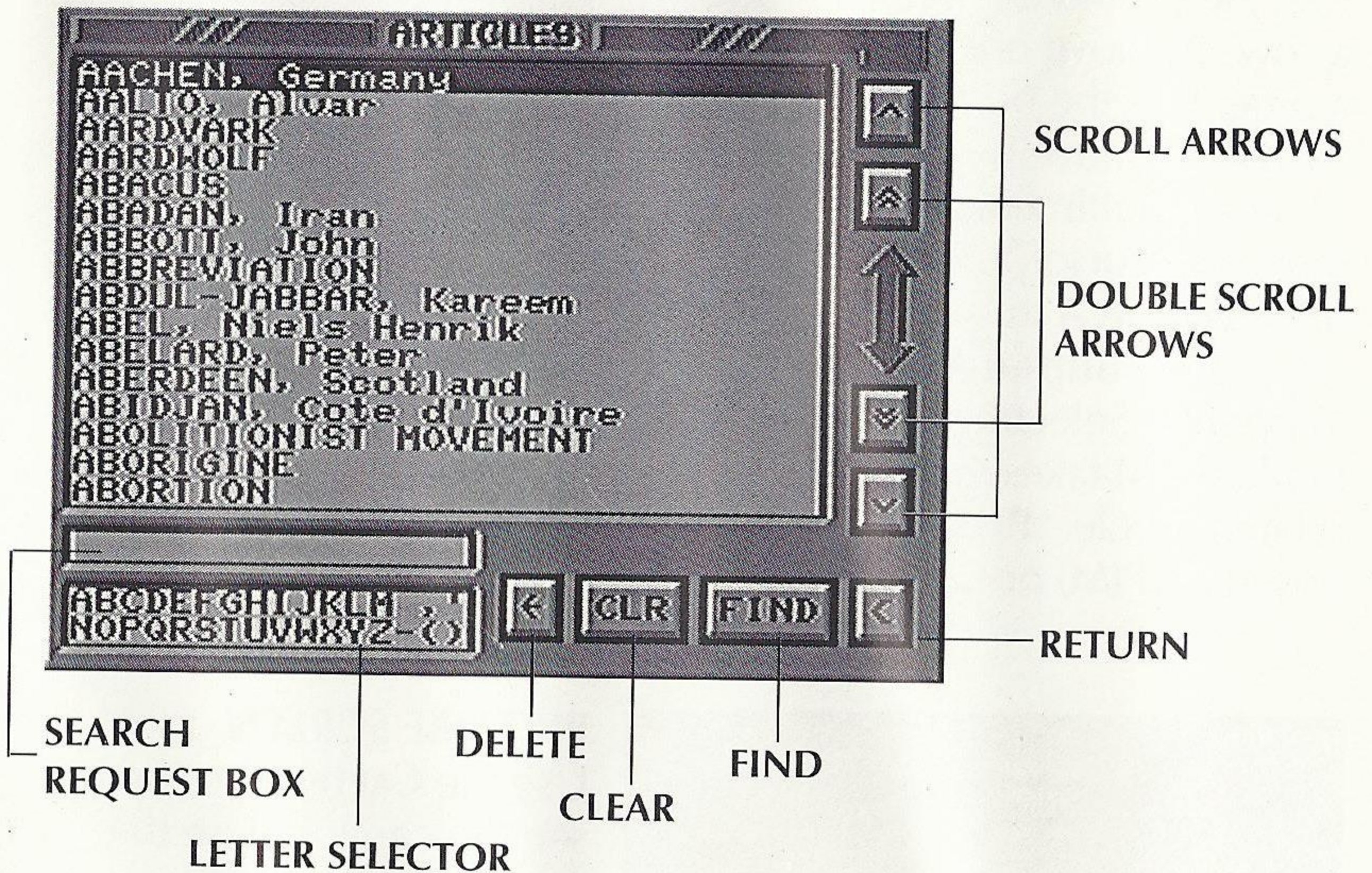
MOVIES

Open **MOVIES** to see an alphabetical list of all the movies and slide shows in the encyclopedia.

ABOUT

Open **ABOUT** to see information about *Compton's Interactive Encyclopedia* for Sega CD and people who created it.

TITLE LISTS



In a title list, move the cursor to the title and press **Button A** to select it. Then press **Button A** again to open the item.

SCROLL ARROWS

Use the **UP** and **DOWN ARROWS** to move one line at a time. Use the **DOUBLE UP** and **DOWN ARROWS** to move page by page.

SEARCH REQUEST BOX

Your search appears in the **SEARCH REQUEST BOX** when you select letters in the Letter Selector. Click **FIND** to start the search.

LETTER SELECTOR

Select letters in the **LETTER SELECTOR** to enter a search request. Move the cursor to the letter you want and press **Button A**.

DELETE

Use **DELETE** to delete letters from the search request box.

CLEAR

Use **CLEAR** to clear all the text in the search request box.

FIND

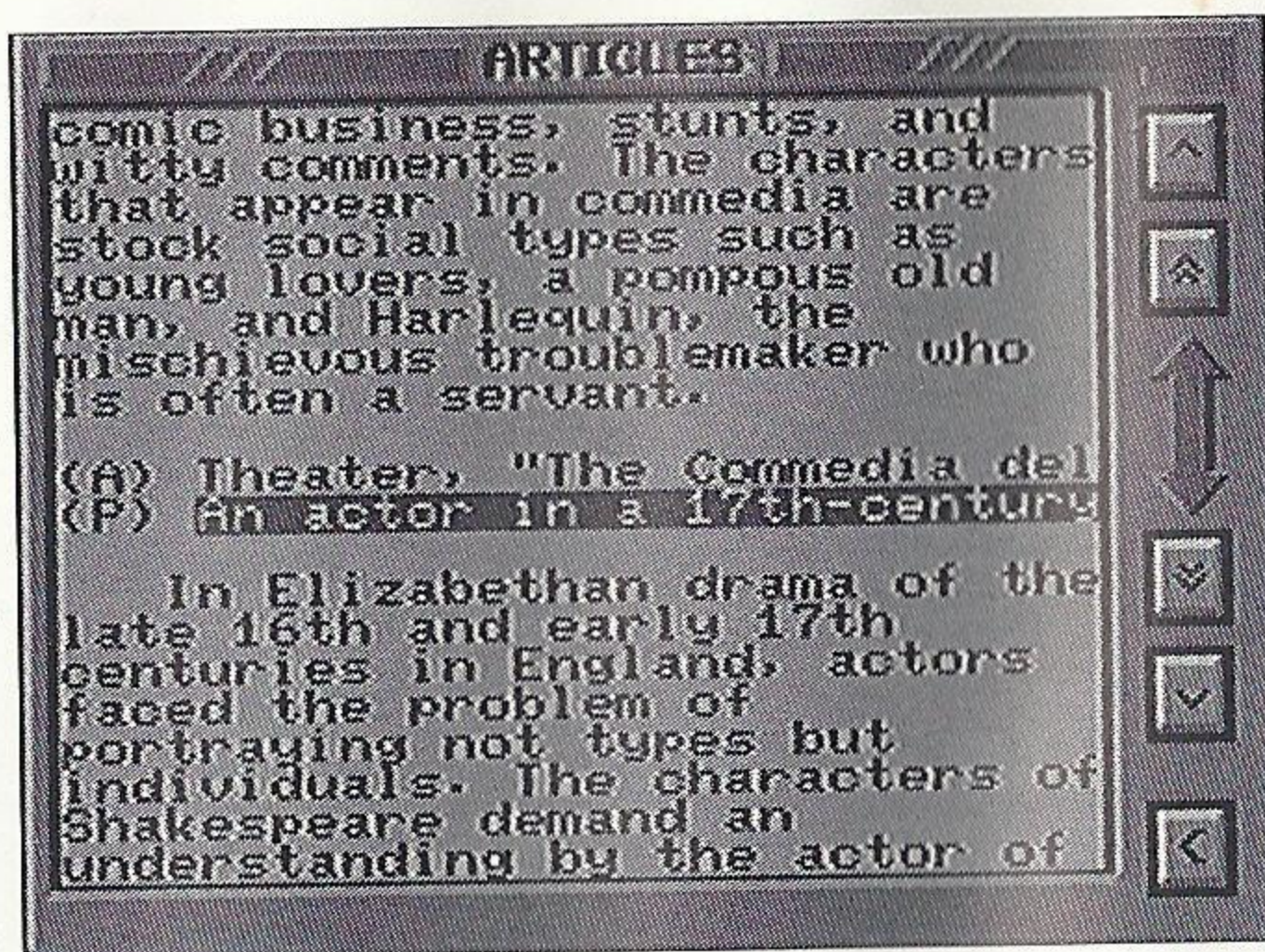
Once you've typed a request, select **FIND** to begin the search.

RETURN

Select **RETURN** to return to the main menu.


ARTICLE SCREEN

Use the **UP** and **DOWN** arrows to move one line at a time. Use the **DOUBLE ARROWS** to move by page. To see a multimedia item, move the cursor to it and press **Button A** to select it. Then press **Button A** again to open it. Selecting a title marked **(A)** takes you to a related article. **(P)** opens a related picture. **(S)** opens a related sound and **(M)** opens a related movie.




PICTURE SCREEN

Use the **CAPTION** button to see the caption. Use the **ARTICLE** button to see the related article. Use the **LEFT** and **RIGHT ARROWS** to see other pictures in the encyclopedia. Press the **RETURN** button (<) to return to the previous screen.



SOUND SCREEN

Click on the **CAPTION** button to see the caption. Click on the **LEFT** and **RIGHT ARROWS** to see other pictures in the encyclopedia. Click on the **PLAY** button to hear the sound. Press the **RETURN** button (<) to return to the previous screen.



MOVIE SCREEN

Movies and slide shows begin automatically when they come on screen. To see a movie again, select it from the movie list.

LICENSE AND RESTRICTIONS

The Software and the accompanying printed or written material are proprietary to Compton's NewMedia (CNM), protected under U.S. copyright law. Unauthorized copying of the Software or of the accompanying printed materials for any reason is expressly forbidden. In consideration of payment of the license fee, which is a portion of the price you paid, CNM grants to you, the Licensee, a nonexclusive right to use and display this copy, and only this copy, of the Software on a single Sega CD system at a single location. Licensee shall not, without prior written consent of CNM, (a) electronically transfer the Software to multiple computers over a network system; (b) distribute copies of the Software or accompanying materials to others; (c) copy, modify, adapt, translate, reverse engineer, decompile, disassemble or create derivative works based on the Software; (d) copy, modify, adapt, translate or create derivative works based on the accompanying printed or written materials; or (e) assign, rent, lease, sell, sublicense, pledge, encumber or otherwise transfer the Software to another party.

LIMITED WARRANTY AND DISCLAIMER

CNM warrants for your benefit alone that, under normal use, the discs on which the Software is furnished will be free from defects in materials and workmanship for ninety (90) days from the date of delivery to you by CNM or CNM's authorized representative or distributor. Your receipt shall be evidence of the date of delivery. CNM warrants for your benefit alone, for a period of ninety (90) days, that each program will conform substantially to Sega specifications, provided that the same is properly used on the system for which it was designed.

Note: Features of this program may be modified or enhanced from time to time.

You must notify CNM of such defects in the media or warranted program within the ninety (90) day warranty period and in the manner set forth in the program specifications. CNM shall not be responsible for any defect that results from Licensee abuse, misuse or other conduct or conditions outside CNM's control. All other programs and accompanying materials are provided AS IS without warranty of any kind, either express or implied. The complete risk as to the quality and performance of any non-warranted program is with you. Should the program prove defective, you assume the entire cost of all necessary servicing, repair or correction.

CNM makes no warranty or representation that the information or functions contained in any Software will meet your requirements or that the operation of the Software will be uninterrupted or error free or that any Software defects are correctable or will be corrected.

THE FOREGOING WARRANTIES ARE IN LIEU OF ALL OTHER WARRANTIES, EXPRESSED OR IMPLIED, INCLUDING BUT NOT LIMITED TO, THE IMPLIED WARRANTIES OF MERCHANTABILITY AND FITNESS FOR A PARTICULAR PURPOSE WHICH ARE EXPRESSLY DISCLAIMED. NO ORAL OR WRITTEN INFORMATION OR ADVICE GIVEN BY CNM, ITS DEALERS, DISTRIBUTORS, AGENTS OR EMPLOYEES SHALL CREATE A WARRANTY OR IN ANY WAY INCREASE THE SCOPE OF THIS LIMITED WARRANTY. THE DURATION OF ANY IMPLIED WARRANTY SHALL BE LIMITED TO THE DURATION OF THE LIMITED WARRANTIES SET FORTH HEREIN.

For problems and questions about the program or disc, contact Compton's NewMedia, Inc. at (619)929-2626.

Patents: U.S. #'s 4,442,486/4,454,594/4,462,076/4,026,555; Europe #80244;
Canada #'s 1,183,276/1,082,351; Hong Kong #88-4302; Germany #2,609,826;
Singapore #88-155; U.K. #1,535,999; France #1,607,029;
Japan #'s 1,632,396/82-205605 (Pending.)

Sega and Sega CD are trademarks of Sega Enterprises, Ltd. All rights reserved. The Videogame Rating Council, its rating system, symbols and indicia are trademarks of Sega of America, Inc. ©1993 Sega. Compton's NewMedia, Inc. 2320 Camino Vida Roble, Carlsbad, CA 92009-1504. Manufactured in the U.S.A.

Patents: U.S. #'s 4,442,486/4,454,594/4,462,076; Europe # 80244; Canada #'s 1,183,276/1,082,351; Hong Kong # 88-4302; Germany # 2,609,826; Singapore # 88-155; U.K. # 1,535,999; France # 1,607,029; Japan #'s 1,632,396.